



PMF 2024-1 PLC

Report for Distribution dated Jun 16, 2025

Global Corporate Trust
<http://pivot.usbank.com/>





PMF 2024-1 PLC

Monthly Investor Report

June 2025

Analyst

Amanda Yeo
amanda.yeo@usbank.com
+44 207 330 2318

U.S. Bank Global Corporate Trust Address

5th Floor
125 Old Broad Street
London, EC2N 1AR

Distribution Date

16-Jun-25

U.S. Bank Global Corporate Trust Website

<https://pivot.usbank.com>

General Information		Content	
Interest Payment Date:	16-Jun-25	Deal Summary	2
Prior Interest Payment Date:	16-May-25	Deal Performance Summary - Last 4 IPD	3
Next Interest Payment Date:	16-Jul-25	Collateral Performance Graphs	4
Distribution Count:	16	Delinquencies Graphs	5
Closing Date:	1-Feb-24	Deal Counterparties	6
Final Maturity Date:	16-Jul-60	Note Distribution Detail	7
Interest Determination Date:	9-Jun-25	Note Interest Reconciliation - Accrual	8
Next Interest Determination Date:	9-Jul-25	Note Interest Reconciliation - Deferred	9
Index:	Compounded Daily SONIA	Note Principal Reconciliation	10
Currency:	GBP (£)	Ratings Information	11
		Cash Reconciliation	12
		Other Required Information	13
		Mortgage Principal Analysis	14
		Principal Deficiency Ledger	15
		Reserve Fund Ledger	16
		Triggers	17
		Portfolio Performance	18-19
		Collateral Report	20-21
		Prepayment Rate (CPR)	22
		Pre-Enforcement Revenue Priority of Payments	23-24
		Pre-Enforcement Redemption Priority of Payments	25
		Post-Enforcement Priority of Payments	26-27
		Swap Collateral Account Priority of Payments	28-29
		Portfolio Analysis	30-31



PMF 2024-1 PLC

Monthly Investor Report

June 2025

Deal Summary

Notes	Original Principal Balance	Credit Enhancement on Closing	Fitch/Moody's Initial Ratings		Outstanding Principal Balance	Pool Factor	Current Credit Enhancement	Fitch/Moody's Current Ratings	Fitch/Moody's Watch
Class A	447,130,000.00	13.25%	AAA	Aaa	436,093,057.45	0.975316	13.52%	AAA	Aaa
Class Z	60,967,000.00	1.25%	NR	NR	60,967,000.00	1.000000	1.26%	NR	NR
Class X	38,226,000.00	0.00%	NR	NR	19,866,113.59	0.519702	0.00%	NR	NR
Total	546,323,000.00				516,926,171.04				



PMF 2024-1 PLC

Monthly Investor Report

June 2025

Deal Performance Summary - Last 4 IPD

	Cut off	IPD 13	IPD 14	IPD 15	IPD 16
Delinquencies					
1-2 Months in Arrears		0.35%	0.36%	0.35%	0.47%
2-3 Months in Arrears		0.08%	0.00%	0.00%	0.00%
3-4 Months in Arrears		0.00%	0.00%	0.07%	0.07%
4+ Months in Arrears		0.07%	0.07%	0.00%	0.00%
Excess Spread					
Amount during Period		0.00	0.00	0.00	0.00
Percentage of Pool (Annualised)		0.00%	0.00%	0.00%	0.00%
Constant Prepayment Rate (CPR)					
Period		0.76%	1.01%	3.30%	2.87%
Since Cut off		1.19%	1.18%	1.32%	1.42%
Principal Payment Rate (PPR)					
Total Principal Payments in Period		403,978.97	510,454.33	1,483,627.97	1,306,327.25
Principal Cut off Balance	508,100,519.70	500,368,986.70	499,858,532.37	498,374,904.40	497,079,897.08
Percentage of Cut off Balance (%)		0.08%	0.10%	0.30%	0.26%
Payment Rate					
Percentage of Interest Due (%)		100.00%	100.00%	100.00%	100.00%
Cumulative Losses					
Percentage of Initial Principal Balance (%)		0.00%	0.00%	0.00%	0.00%



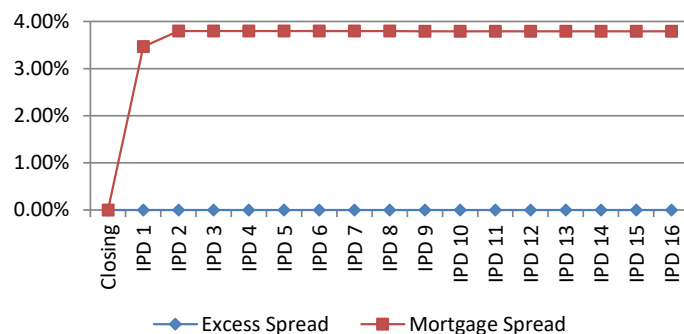
PMF 2024-1 PLC

Monthly Investor Report

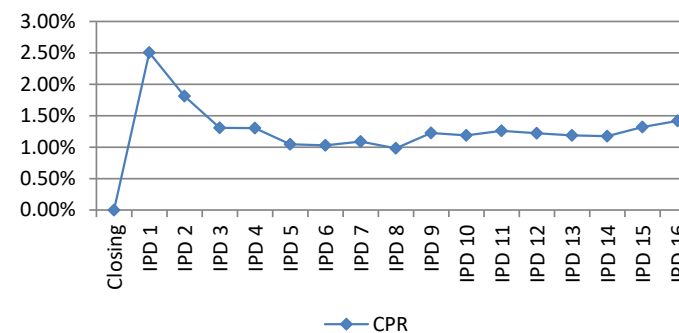
June 2025

Collateral Performance Graphs

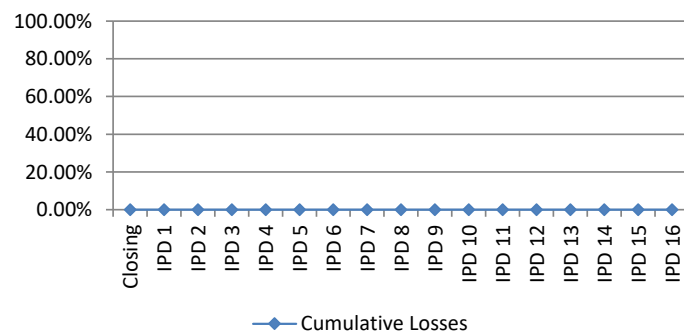
Mortgage Margin & Excess Spread



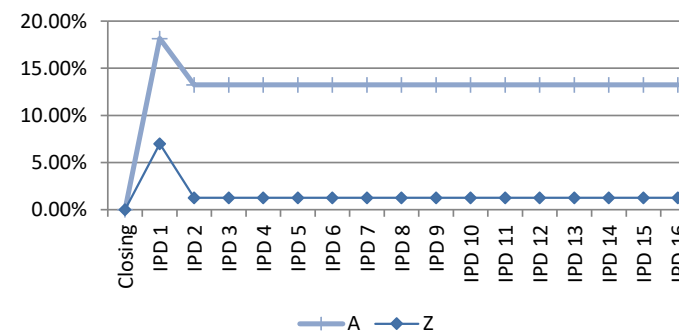
CPR (since issue)



Cumulative Losses



Credit Enhancement





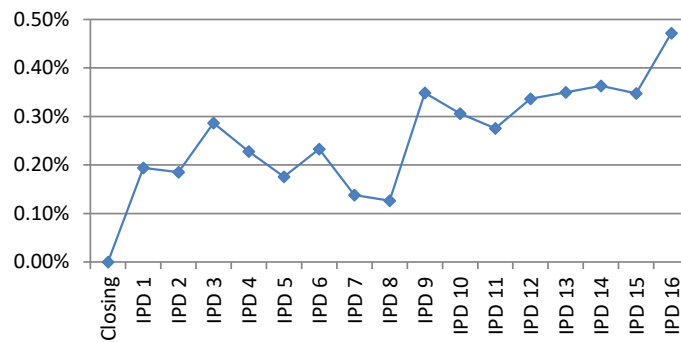
PMF 2024-1 PLC

Monthly Investor Report

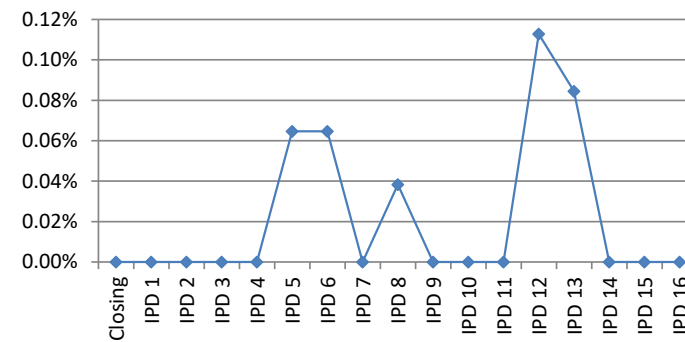
June 2025

Delinquencies Graphs

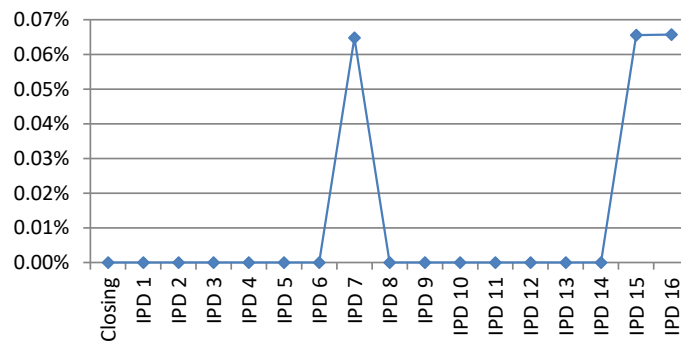
Delinquencies (1-2 Months in Arrears)



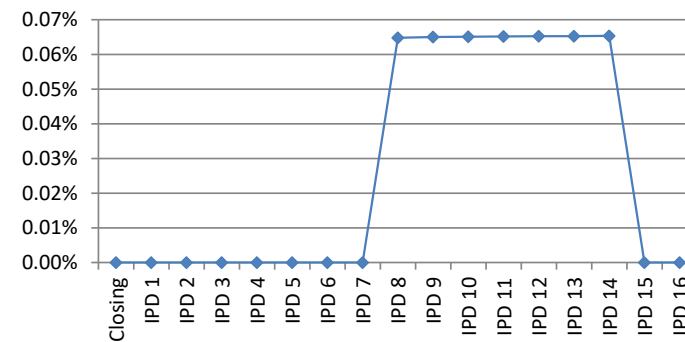
Delinquencies (2-3 Months in Arrears)



Delinquencies (3-4 Months in Arrears)



Delinquencies (4+ Months in Arrears)





PMF 2024-1 PLC

Monthly Investor Report

June 2025

Deal Counterparties								
Role	Counterparty	Moody's			Fitch			comments
		Long-Term	Short-Term	Rating Trigger	Long-Term	Short-Term	Rating Trigger	
Issuer	PMF 2024-1 PLC							
Holdings	PMF Holdings 2024-1 Limited							
Servicer	Charter Court Financial Services Limited							
Seller	Charter Court Financial Services Limited							
Cash Manager	U.S. Bank Global Corporate Trust Limited							
Swap Provider	Royal Bank of Canada	Aa1	P-1	A3	AA-	F1+		
Issuer Account Bank	U.S. Bank Europe DAC United Kingdom Branch	A1	P-1	A3/P-1	A+	F1	A/F1	
Collection Account Bank	Barclays Bank PLC							
Security Trustee	U.S. Bank Trustees Limited							
Note Trustee	U.S. Bank Trustees Limited							
Principal Paying Agent	U.S. Bank Europe DAC United Kingdom Branch							
Agent Bank	U.S. Bank Europe DAC United Kingdom Branch							
Registrar	U.S. Bank Europe DAC United Kingdom Branch							
Corporate Services Provider	CSC Capital Markets UK Limited							
Back-Up Servicer Facilitator	CSC Capital Markets UK Limited							
Share Trustee	CSC Corporate Services (UK) Limited							
Arranger	Merrill Lynch International							
Joint Lead Manager	Merrill Lynch International							
Joint Lead Manager	Barclays Bank PLC							
Joint Lead Manager	Banco Santander, S.A.							

On the Closing Date, the Seller has undertaken to the Issuer and the Security Trustee that it will (subject to the provisos set out in the Mortgage Sale Agreement):

- (a) retain on an ongoing basis the Retained Interest in accordance with the Retention Requirements;
- (b) not sell, hedge or otherwise mitigate (and shall procure that none of its affiliates shall sell, hedge or otherwise mitigate) the credit risk under or associated with the Retained Interest except to the extent permitted under the UK Securitisation Regulation or the EU Securitisation; and
- (c) not change the manner or form in which it holds the Retained Interest.

As at the Closing Date, the UK Retention Requirement and EU Retention Requirement will each be satisfied by the Seller holding the first loss tranche and other tranches having the same or a more severe risk profile than those transferred or sold to investors, in this case, represented by the retention by the Seller of the Class Z Notes, (a) in accordance with Article 6(3)(d) of the UK Securitisation Regulation and (b) under the Transaction Documents in connection with Article 6(3)(d) of the EU Securitisation Regulation (as required for the purposes of Article 5(1)(d) of the EU Securitisation Regulation) as though Article 6 of the EU Securitisation Regulation applied to the transaction, not taking into account any relevant national measures (as contractual obligations only), but solely as such articles are interpreted and applied on the Closing Date. Any change to the manner in which such interest is held will be notified to Noteholders.



PMF 2024-1 PLC

Monthly Investor Report

June 2025

Note Distribution Detail

Notes	ISIN / Common Code	Original Principal Balance	No. Of Notes	Beginning Principal Balance	Total Principal Distribution	Ending Principal Balance	Total Interest Distribution
Class A	XS2701158029 / 270115802	447,130,000.00	4,471	437,399,384.70	1,306,327.25	436,093,057.45	1,931,004.43
Class Z	XS2701158375 / 270115837	60,967,000.00	610	60,967,000.00	0.00	60,967,000.00	0.00
Class X	XS2701158615 / 270115861	38,226,000.00	382	20,181,391.63	315,278.04	19,866,113.59	0.00
Total		546,323,000.00	5,463	518,547,776.33	1,621,605.29	516,926,171.04	1,931,004.43



PMF 2024-1 PLC

Monthly Investor Report

June 2025

Note Interest Reconciliation - Accrual

Notes	ISIN / Common Code	Method	Days	Beginning Principal Balance	Rate of Interest	Total Interest Accrued	Other Interest	Total Interest Distribution
Class A	XS2701158029 / 270115802	Actual/365 (Fixed)	31	437,399,384.70	5.19800%	1,931,004.43	0.00	1,931,004.43
Class Z	XS2701158375 / 270115837	Actual/365 (Fixed)	31	60,967,000.00	0.00000%	0.00	0.00	0.00
Class X	XS2701158615 / 270115861	Actual/365 (Fixed)	31	20,181,391.63	0.00000%	0.00	0.00	0.00
Total				518,547,776.33		1,931,004.43	0.00	1,931,004.43



PMF 2024-1 PLC
Monthly Investor Report

June 2025

Note Interest Reconciliation - Deferred

Notes	ISIN / Common Code	Beginning Deferred Interest	Interest Accrued on Deferred Interest	Current Period Deferred Interest	Deferred Interest Payments	Ending Deferred Interest
Class A	XS2701158029 / 270115802	0.00	0.00	0.00	0.00	0.00
Class Z	XS2701158375 / 270115837	0.00	0.00	0.00	0.00	0.00
Class X	XS2701158615 / 270115861	0.00	0.00	0.00	0.00	0.00
Total		0.00	0.00	0.00	0.00	0.00



PMF 2024-1 PLC
Monthly Investor Report

June 2025

Note Principal Reconciliation					
Notes	Beginning Principal Balance	Total Principal Distribution	Ending Principal Balance	--- Credit Support ---	
				Original (1)	Current (2)
Class A	437,399,384.70	1,306,327.25	436,093,057.45	13.25%	13.52%
Class Z	60,967,000.00	0.00	60,967,000.00	1.25%	1.26%
Class X	20,181,391.63	315,278.04	19,866,113.59	0.00%	0.00%
Total	518,547,776.33	1,621,605.29	516,926,171.04		

(1) Determined as follows: Original Principal Balance of all subordinate classes/Total Original Principal Balance

(2) Determined as follows: Ending Principal Balance of all subordinate classes/Total Ending Principal Balance



PMF 2024-1 PLC

Monthly Investor Report

June 2025

Ratings Information

Notes	ISIN / Common Code	--- Original Ratings ---		--- Ratings Change / Change Date ¹ ---	
		Fitch	Moody's	Fitch	Moody's
Class A	XS2701158029 / 270115802	AAA	Aaa		
Class Z	XS2701158375 / 270115837	NR	NR		
Class X	XS2701158615 / 270115861	NR	NR		

¹ Changed ratings provided on this report are based on information provided by the applicable rating agency via electronic transmission. It shall be understood that this transmission will generally have been provided to U.S. Bank Trustees Limited within 30 days of the payment date listed on this statement. Because ratings may have changed during the 30 day window, or may not be being provided by the rating agency in an electronic format and therefore not being updated on this report, U.S. Bank Trustees Limited recommends that investors obtain current rating information directly from the rating agency.



PMF 2024-1 PLC

Monthly Investor Report

June 2025

Cash Reconciliation

Available Collections		Distributions	
Available Revenue Receipts		Amounts Distributed by the Issuer	
(a) Revenue Receipts	1,599,677.08	(see Other Required Information page for further detail)	
(b) Interest accrued on the Issuer Accounts	30,706.22	Amounts Distributed by the Issuer	1,130,864.68
(c) Amounts received under the Swap Agreement	1,728,508.25		
(d) Debit from the General Reserve Fund Required Amount ¹	0.00	Distributions to Noteholders	
(e) General Reserve Fund Excess Amount	18,545.35	Interest Distribution	1,931,004.43
(f) Reconciliation Amounts deemed to be Available Revenue Receipts	0.00	Principal Distribution	1,621,605.29
(g) Item (o) of the Pre-Enforcement Revenue Priority of Payments	0.00	Distributions to Noteholders	3,552,609.72
(h) Optional Purchase Price	0.00		
(i) Other net income excluding Redemption Receipts	0.00	Other Distributions	
(j) Item (d) of the Pre-Enforcement Redemption Priority of Payments	0.00	Amount to the Issuer Profit Ledger	100.00
(k) Subscription proceeds of the Class X Notes on the Closing Date	0.00	Amount to the General Reserve Fund	0.00
Less		Amount to the Principal Deficiency Ledger	0.00
(l) Third Party Amounts	189.75	Item (l) of the Pre-Enforcement Revenue Priority of Payments	0.00
(m) Tax Payments not funded from Issuer Profit Ledger	0.00	Item (o) of the Pre-Enforcement Revenue Priority of Payments	0.00
(n) To remedy any overdraft in relation to Collection Accounts	0.00	Deferred Consideration	0.00
Available Revenue Receipts	3,377,247.15	Item (d) of the Pre-Enforcement Redemption Priority of Payments	0.00
		Other Distributions	100.00
Available Redemption Receipts			
(a) Redemption Receipts	1,306,327.25		
(b) Principal Deficiency Ledger	0.00		
(c) Enhanced Amortisation Amounts	0.00		
(d) Reconciliation Amounts deemed to be Available Redemption Receipts	0.00		
(e) Amount paid into the Deposit Account	0.00		
Available Redemption Receipts	1,306,327.25		
General Reserve Fund Release Amounts to cover a Revenue Deficit	0.00		
Principal Addition Amounts to cover a Senior Expenses Deficit	0.00		
¹ on the Final Redemption Date			
Total Available Collections	4,683,574.40	Total Distributions	4,683,574.40



PMF 2024-1 PLC
Monthly Investor Report

June 2025

Other Required Information

Amounts Distributed by the Issuer

Note Trustee Fee	0.00
Security Trustee Fee	0.00
Agent Bank, Registrar and Paying Agent Fee	0.00
Cash Manager Fee	0.00
Servicer Fee	106,381.37
Back-Up Servicer Facilitator Fee	0.00
Corporate Services Provider Fee	0.00
Issuer Account Bank Fee	0.00
Collection Account Bank Fee	0.00
Repository Fee	0.00
Third Party Fee	0.00
Transfer Costs	0.00
Amount to the Swap Provider	1,024,483.31
Amounts Distributed by the Issuer	<u>1,130,864.68</u>



PMF 2024-1 PLC

Monthly Investor Report

June 2025

Mortgage Principal Analysis

	Current Period	Since Issue
Opening mortgage principal balance - close	508,100,519.70	508,100,519.70
Opening mortgage principal balance - current	498,374,904.40	
Total opening mortgage principal balance	<u>498,374,904.40</u>	<u>508,100,519.70</u>
Unscheduled payments (Redemptions)	1,220,218.37	9,563,614.26
Scheduled payments	86,108.88	1,473,328.29
Principal Losses	0.00	0.00
Principal Recoveries	0.00	0.00
Principal Introduced	11,319.93	16,319.93
Closing mortgage principal balance	<u>497,079,897.08</u>	<u>497,079,897.08</u>



PMF 2024-1 PLC
Monthly Investor Report

June 2025

Principal Deficiency Ledger

Current Period Principal Deficiency

	<u>Beginning PDL Balance</u>	<u>Deficiency Allocation</u>	<u>PDL Repayment</u>	<u>Ending PDL Balance</u>
Class Z PDL	0.00	0.00	0.00	0.00
Class A PDL	0.00	0.00	0.00	0.00
	<hr/>	<hr/>	<hr/>	<hr/>
Total	0.00	0.00	0.00	0.00



PMF 2024-1 PLC
Monthly Investor Report

June 2025

Reserve Fund Ledger

		Credits	Debits
<u>Issuer Profit Ledger</u>			
Original Issuer Profit Ledger	0.00		
Issuer Profit Ledger as at Close / Previous IPD	1,500.00		
Issuer Profit Amount per Current IPD	100.00		
Top ups on IPD		100.00	
Drawings			0.00
Closing Balance	1,600.00		
<u>General Reserve Fund</u>			
Original General Reserve Fund Amount	6,351,212.50		
General Reserve Fund Amount as at Close / Previous IPD	6,248,125.16		
General Reserve Fund Required Amount per Current IPD	6,229,579.81		
Top ups on IPD		0.00	
Drawings			18,545.35
Closing Balance	6,229,579.81		



PMF 2024-1 PLC

Monthly Investor Report

June 2025

Triggers

<u>Event of Default</u>	<u>Breach (Y/N)</u>
(a) subject to Condition 17 (Subordination by Deferral), if default is made in the payment of any principal or interest due in respect of the Notes and the default continues for: (i) a period of five Business Days in the case of principal, or (ii) three Business Days in the case of interest; or	No
(b) if the Issuer fails to perform or observe any of its other obligations under these Conditions or any Transaction Document to which it is a party and the failure continues for a period of 15 days (or such longer period as the Note Trustee may permit) (except that in any case where the Note Trustee considers the failure to be incapable of remedy, then no continuation or notice as is aforementioned will be required) following the service by the Note Trustee on the Issuer of notice requiring the same to be remedied; or	No
(c) if any representation or warranty made by the Issuer under any Transaction Document is incorrect when made and the matters giving rise to such misrepresentation are not remedied within a period of 15 days (or such longer period as the Note Trustee may permit) (except that in any case where the Note Trustee considers the matters giving rise to such misrepresentation to be incapable of remedy, then no continuation or notice as is hereinafter mentioned will be required) following the service by the Note Trustee on the Issuer of notice requiring the same to be remedied; or	No
(d) if any order is made by any competent court or any resolution is passed for the winding up or dissolution of the Issuer, save for the purposes of reorganisation on terms approved in writing by the Note Trustee or by Extraordinary Resolution of the Noteholders; or	No
(e) if (i) the Issuer ceases or threatens to cease to carry on the whole or a substantial part of its business, save for the purposes of reorganisation on terms approved in writing by the Note Trustee or by Extraordinary Resolution of the Noteholders, or (ii) the Issuer stops or threatens to stop payment of, or is unable to, or admits inability to, pay its debts (or any class of its debts) as they fall due or the value of its assets falls to less than the amount of its liabilities (taking into account its contingent and prospective liabilities) or (iii) the Issuer is deemed unable to pay its debts pursuant to or for the purposes of any applicable law or is adjudicated or found bankrupt or insolvent; or	No
(f) if proceedings are initiated against the Issuer under any applicable liquidation, insolvency, composition, reorganisation or other similar laws or an application is made (or documents filed with a court) for the appointment of an administrative or other receiver, manager, administrator or other similar official, or an administrative or other receiver, manager, administrator or other similar official is appointed, in relation to the Issuer or, as the case may be, in relation to the whole or any part of the undertaking or assets of the Issuer, and in any such case (other than the appointment of an administrator or an administrative receiver appointed following presentation of a petition for an administration order), unless initiated by the Issuer, is not discharged within 30 days; or	No
(g) if the Issuer (or its directors or shareholders) initiates or consents to judicial proceedings relating to itself under any applicable liquidation, insolvency, composition, reorganisation or other similar laws or makes a conveyance or assignment for the benefit of, or enters into any composition or other arrangement with, its creditors generally (or any class of its creditors) or takes steps with a view to obtaining a moratorium in respect of any of its indebtedness or any meeting is convened to consider a proposal for an arrangement or composition with its creditors generally (or any class of its creditors).	No



PMF 2024-1 PLC
Monthly Investor Report

June 2025

Portfolio Performance

As at: 31/05/2025

	This Period				Last Period			
	No.	Balance	Arrears	%	No.	Balance	Arrears	%
Total								
No. of Loans Paying => Monthly CMS	2,615	495,584,560.95	9,259.86	99.70%	2,623	497,455,463.38	11,983.52	99.82%
No. of Loans Paying => 75% Monthly CMS	0	0.00	0.00	0.00%	0	0.00	0.00	0.00%
No. of Loans Paying < 75% Monthly CMS	0	0.00	0.00	0.00%	0	0.00	0.00	0.00%
No. of Loans That Made No Payment	7	1,495,336.13	6,529.36	0.30%	6	919,441.02	2,914.25	0.18%
Total	2,622	497,079,897.08	15,789.22	100.00%	2,629	498,374,904.40	14,897.77	100.00%
% Original Principal Balance				97.54%				97.90%
% Outstanding Principal Balance				99.70%				99.82%
1 to 2 Months								
No. of Loans Paying => Monthly CMS	4	850,864.76	3,671.54	0.17%	3	897,706.46	3,522.19	0.18%
No. of Loans Paying => 75% Monthly CMS	0	0.00	0.00	0.00%	0	0.00	0.00	0.00%
No. of Loans Paying < 75% Monthly CMS	0	0.00	0.00	0.00%	0	0.00	0.00	0.00%
No. of Loans That Made No Payment	7	1,495,336.13	6,529.36	0.30%	5	835,522.98	2,914.25	0.17%
Total	11	2,346,200.89	10,200.90	0.47%	8	1,733,229.44	6,436.44	0.35%
% Original Principal Balance				0.46%				0.34%
% Outstanding Principal Balance				0.47%				0.35%
2 to 3 Months								
No. of Loans Paying => Monthly CMS	0	0.00	0.00	0.00%	0	0.00	0.00	0.00%
No. of Loans Paying => 75% Monthly CMS	0	0.00	0.00	0.00%	0	0.00	0.00	0.00%
No. of Loans Paying < 75% Monthly CMS	0	0.00	0.00	0.00%	0	0.00	0.00	0.00%
No. of Loans That Made No Payment	0	0.00	0.00	0.00%	0	0.00	0.00	0.00%
Total	0	0.00	0.00	0.00%	0	0.00	0.00	0.00%
% Original Principal Balance				0.00%				0.00%
% Outstanding Principal Balance				0.00%				0.00%



PMF 2024-1 PLC

Monthly Investor Report

June 2025

Portfolio Performance

As at: 31/05/2025

	This Period				Last Period			
	No.	Balance	Arrears	%	No.	Balance	Arrears	%
3 to 4 Months								
No. of Loans Paying => Monthly CMS	1	326,677.58	5,380.00	0.07%	1	326,677.58	5,640.00	0.07%
No. of Loans Paying => 75% Monthly CMS	0	0.00	0.00	0.00%	0	0.00	0.00	0.00%
No. of Loans Paying < 75% Monthly CMS	0	0.00	0.00	0.00%	0	0.00	0.00	0.00%
No. of Loans That Made No Payment	0	0.00	0.00	0.00%	0	0.00	0.00	0.00%
Total	1	326,677.58	5,380.00	0.07%	1	326,677.58	5,640.00	0.07%
% Original Principal Balance				0.06%				0.06%
% Outstanding Principal Balance				0.07%				0.07%
4+ Months								
No. of Loans Paying => Monthly CMS	0	0.00	0.00	0.00%	0	0.00	0.00	0.00%
No. of Loans Paying => 75% Monthly CMS	0	0.00	0.00	0.00%	0	0.00	0.00	0.00%
No. of Loans Paying < 75% Monthly CMS	0	0.00	0.00	0.00%	0	0.00	0.00	0.00%
No. of Loans That Made No Payment	0	0.00	0.00	0.00%	0	0.00	0.00	0.00%
Total	0	0.00	0.00	0.00%	0	0.00	0.00	0.00%
% Original Principal Balance				0.00%				0.00%
% Outstanding Principal Balance				0.00%				0.00%

NB: The Administrator does not report Days in Arrears but Month in Arrears as referred to by the deal documentation



PMF 2024-1 PLC
Monthly Investor Report

June 2025

Collateral Report

As at: 31/05/2025

	<u>At Close</u>	<u>This Period</u>	<u>Last Period</u>
Original Principal Balance as at close	508,100,519.70		
Total Original Number of Loans	2,674		
Outstanding Principal Balance as at prior month end		497,079,897.08	498,374,904.40
Total Current Number of Loans		2,622	2,629.00
Total number of performing loans		2,610	2,620
Total value of performing loans		494,407,018.61	496,314,997
Total number of 3+ months		1	1
Total value of 3+ months		326,677.58	326,678
Percentage 3+ months on Original Balance		0.06%	0.06%
Percentage 3+ months on Outstanding Balance		0.07%	0.07%
Total Value of Arrears Cases		2,672,878.47	2,059,907
Total Number of Arrears Cases		12	9
% Original Principal Balance		0.53%	0.41%
% Outstanding Principal Balance		0.54%	0.41%



PMF 2024-1 PLC
Monthly Investor Report

June 2025

Collateral Report

As at: 31/05/2025

	<u>This Period</u>	<u>Last Period</u>
REPOSSESSIONS		
Number of Repossessions this Period	0	0
Repossessions Cured	0	0
Total Number of Properties Unsold	0	0
Principal Balance Unsold	0.00	0.00
Principal Balance Cured	0.00	0.00
% Original Principal Balance	0.00%	0.00%
%Outstanding Principal Balance	0.00%	0.00%

	<u>This Period</u>	<u>Last Period</u>
SALES OF REPOSSESSIONS		
	<u>Current Balance</u>	<u>Current Balance</u>
Total Number of Repossessions Sold since close	0	0
Total Value of Property Sold	0.00	0.00
Value of Properties Repossessed this period	0.00	0.00
Cumulative Value of Properties Repossessed since close	0.00	0.00
Number of Properties sold this period	0	0
Value of Properties sold this period	0.00	0.00
Cumulative Loss on Sale	0.00	0.00
Cumulative Loss on Sale % of Original Principal Balance	0.00%	0.00%
Cumulative Redemption Shortfalls incurred	0.00	0.00
Period Losses	0.00	0.00
Cumulative Losses	0.00	0.00



PMF 2024-1 PLC

Monthly Investor Report

June 2025

Prepayment Rate (CPR)

Average Constant Prepayment Rate (CPR) Since Issue with Calculation

Average CPR speed is the amount expressed as an annualised percentage of principal prepaid in excess of scheduled repayments. The average CPR speed is calculated by first dividing the Current Residential Mortgage Loan Principal Balance (i.e. the actual balance) by the Scheduled Residential Mortgage Loan Principal Balance assuming no prepayments have been made (i.e. only scheduled repayments have been made). The quotient is then raised to a power whereby the exponent is the quantity twelve divided by the number of months since issue. Subtract this result from one then multiply it by one hundred (100) to determine the Average CPR speed.

1.42%

1.32%

The calculation is expressed as follows:

$$CPR_{Avg} = 100 \times \left[1 - \left(\frac{\text{Current Residential Mortgage Loan Principal Balance}}{\text{Scheduled Residential Mortgage Loan Principal Balance}} \right)^{\frac{12}{\text{months since}}}} \right]$$

1 Month Periodical Constant Prepayment Rate (CPR) with Calculation (Annualised)

Annualised Periodical CPR speed is the amount expressed as a periodical percentage of principal prepaid in excess of scheduled repayments. The Periodical CPR speed is calculated by first dividing the Current Residential Mortgage Loan Principal Balance (i.e. the actual balance) by the Scheduled Residential Mortgage Loan Principal Balance in the period assuming no prepayments have been made (i.e. only scheduled repayments have been made). This quotient is then raised to a power whereby the exponent is the quantity twelve divided by the number of months in the period. Subtract this result from the one then multiply it by one hundred (100) to determined the Periodical CPR speed.

2.87%

3.30%

The calculation is expressed as follows:

$$\text{Periodical CPR} = 100 \times \left[1 - \left(\frac{\text{Current Residential Mortgage Loan Principal Balance}}{\text{Scheduled Residential Mortgage Loan Principal Balance}} \right)^{\frac{12}{\text{months in period}}}} \right]$$

12 Month Periodical Constant Prepayment Rate (CPR) with Calculation (Annualised)

Annualised Periodical CPR speed is the amount expressed as a periodical percentage of principal prepaid in excess of scheduled repayments. The Periodical CPR speed is calculated by first dividing the Current Residential Mortgage Loan Principal Balance (i.e. the actual balance) by the Scheduled Residential Mortgage Loan Principal Balance in the period assuming no prepayments have been made (i.e. only scheduled repayments have been made). This quotient is then raised to a power whereby the exponent is the quantity twelve divided by the number of months in the period. Subtract this result from the one then multiply it by one hundred (100) to determined the Periodical CPR speed.

1.45%

1.32%

The calculation is expressed as follows:

$$\text{Periodical CPR} = 100 \times \left[1 - \left(\frac{\text{Current Residential Mortgage Loan Principal Balance}}{\text{Scheduled Residential Mortgage Loan Principal Balance}} \right)^{\frac{12}{\text{months in period}}}} \right]$$



PMF 2024-1 PLC

Monthly Investor Report

June 2025

Pre-Enforcement Revenue Priority of Payments		
<u>Available Revenue Receipts</u>	This IPD 3,377,247.15	Last IPD 3,431,399.22
(a) first, in or towards satisfaction, pro rata and pari passu, according to the respective amounts thereof of:		
(i) any fees, costs, charges, Liabilities, expenses and all other amounts then due to the Note Trustee and any Appointee under the provisions of the Trust Deed and the other Transaction Documents, together with (if payable) VAT thereon as provided therein; and	0.00	0.00
(ii) any fees, costs, charges, Liabilities, expenses and all other amounts then due to the Security Trustee and any Appointee under the provisions of the Deed of Charge and the other Transaction Documents, together with (if payable) VAT thereon as provided therein;	0.00	0.00
(b) second, in or towards satisfaction, pro rata and pari passu, according to the respective amounts thereof (in each case without double counting) of:		
(i) any remuneration then due and payable to the Agent Bank, the Registrar and the Paying Agents and any fees, costs, charges, Liabilities and expenses then due to them under the provisions of the Agency Agreement, together with (if payable) VAT thereon as provided therein;	0.00	0.00
(ii) any amounts then due and payable to the Cash Manager and any fees, costs, charges, Liabilities and expenses then due under the provisions of the Cash Management Agreement, together with VAT (if payable) thereon as provided therein;	0.00	0.00
(iii) any amounts then due and payable to the Servicer and any fees (including the Servicer Fee), costs, charges, Liabilities and expenses then due under the provisions of the Servicing Agreement, together with VAT (if payable) thereon as provided therein;	106,381.37	103,273.87
(iv) any amounts then due and payable to the Back-Up Servicer Facilitator and any fees, costs, charges, Liabilities and expenses then due under the provisions of the Servicing Agreement, together with (if payable) VAT thereon as provided therein;	0.00	0.00
(v) any amounts then due and payable to the Corporate Services Provider and any fees, costs, charges, Liabilities and expenses then due under the provisions of the Corporate Services Agreement, together with (if payable) VAT thereon as provided therein;	0.00	0.00
(vi) any amounts then due and payable to the Issuer Account Bank and any fees, costs, charges, Liabilities and expenses then due under the provisions of the Bank Account Agreement, together with (if applicable) VAT thereon as provided therein;	0.00	0.00
(vii) any amounts then due and payable to the Collection Account Bank and any fees, costs, charges, Liabilities and expenses then due under the provisions of the Collection Account Agreement, together with (if applicable) VAT thereon as provided therein; and	0.00	0.00
(viii) if applicable, the fees, costs, liabilities and expenses of the securitisation repository or any other third party website provider;	0.00	0.00
(c) third, in or towards satisfaction, pro rata and pari passu, according to the respective amounts thereof of:		
(i) any amounts due and payable by the Issuer to third parties and incurred without breach by the Issuer of the Transaction Documents to which it is a party (and for which payment has not been provided for elsewhere) and any amounts required to pay or discharge any liability of the Issuer for corporation tax of the Issuer (but only to the extent not capable of being satisfied out of amounts retained by the Issuer under item (e) below); and	0.00	0.00
(ii) any Transfer Costs which the Servicer has failed to pay pursuant to clause 21.6 (Transfer of Servicing) of the Servicing Agreement;	0.00	0.00



PMF 2024-1 PLC

Monthly Investor Report

June 2025

Pre-Enforcement Revenue Priority of Payments		
(d) fourth, to provide for amounts due on the relevant Swap Payment Date, to pay, in or towards satisfaction of any amounts due to the Swap Provider in respect of the Swap Agreement (including any termination payment due and payable by the Issuer to the extent it is not satisfied by the payment by the Issuer to the Swap Provider of any Replacement Swap Premium or from the Swap Collateral Account Priority of Payments but excluding, if applicable, any related Hedge Subordinated Amounts);	1,024,483.31	995,251.18
(e) fifth, to pay the Issuer an amount equal to £100 to be retained by the Issuer as profit in respect of the business of the Issuer (the Issuer Profit Amount);	100.00	100.00
(f) sixth, to provide for amounts due on the relevant Interest Payment Date, to pay, pro rata and pari passu, interest due and payable on the Class A Notes;	1,931,004.43	1,961,554.55
(g) seventh, (so long as the Class A Notes remain outstanding following such Interest Payment Date), to credit the Class A Principal Deficiency Sub-Ledger in an amount sufficient to eliminate any debit thereon (such amounts to be applied in repayment of principal as Available Redemption Receipts);	0.00	0.00
(h) eighth, to credit the General Reserve Fund Ledger up to the General Reserve Fund Required Amount;	0.00	0.00
(i) ninth, (so long as the Class Z Notes remain outstanding following such Interest Payment Date), to credit the Class Z Principal Deficiency Sub-Ledger in an amount sufficient to eliminate any debit thereon (such amounts to be applied in repayment of principal as Available Redemption Receipts);	0.00	0.00
(j) tenth, to provide for amounts due on the relevant Interest Payment Date, to pay, pro rata and pari passu, interest due and payable on the Class Z Notes;	0.00	0.00
(k) eleventh, to provide for amounts due on the relevant Interest Payment Date, to pay in accordance with the terms of the Swap Agreement to the Swap Provider in respect of any Hedge Subordinated Amounts (to the extent not satisfied by payment to the Swap Provider by the Issuer of any applicable Replacement Swap Premium or from the Swap Collateral Account Priority of Payments);	0.00	0.00
(l) twelfth, on any Interest Payment Date occurring on or after the Optional Redemption Date or on or after the Final Redemption Date an amount equal to the lesser of: (i) all remaining amounts (if any); and (ii) the amount required by the Issuer to pay in full all amounts payable under items (a) to (c) (inclusive) of the Pre-Enforcement Redemption Priority of Payments, less any Available Redemption Receipts (other than item (c) of the definition thereof) otherwise available to the Issuer, to be applied as Available Redemption Receipts;	0.00	0.00
(m) thirteenth, to provide for amounts due on the relevant Interest Payment Date, to pay, pro rata and pari passu, interest due and payable on the Class X Notes;	0.00	0.00
(n) fourteenth, to provide for amounts due on the relevant Interest Payment Date, to pay, pro rata and pari passu, principal due and payable on the Class X Notes until the Principal Amount Outstanding on the Class X Notes has been reduced to zero;	315,278.04	371,219.62
(o) fifteenth, on any Interest Payment Date falling within a Determination Period, all remaining amounts to be credited to the Deposit Account to be applied on the next Interest Payment Date as Available Revenue Receipts; and	0.00	0.00
(p) sixteenth, to pay Deferred Consideration to the Seller.	0.00	0.00
Total paid	<u><u>3,377,247.15</u></u>	<u><u>3,431,399.22</u></u>



PMF 2024-1 PLC

Monthly Investor Report

June 2025

Pre-Enforcement Redemption Priority of Payments		
	This IPD	Last IPD
<u>Available Redemption Receipts</u>	1,306,327.25	1,483,627.97
(a) first, any Principal Addition Amounts to be applied to meet any Senior Expenses Deficit;	0.00	0.00
(b) second, in or towards repayment, pro rata and pari passu, of principal amounts outstanding on the Class A Notes until the Principal Amount Outstanding on the Class A Notes has been reduced to zero;	1,306,327.25	1,483,627.97
(c) third, in or towards repayment, pro rata and pari passu, of principal amounts outstanding on the Class Z Notes until the Principal Amount Outstanding on the Class Z Notes has been reduced to zero; and	0.00	0.00
(d) fourth, any excess amounts as Available Revenue Receipts.	0.00	0.00
Total paid	<u>1,306,327.25</u>	<u>1,483,627.97</u>



PMF 2024-1 PLC

Monthly Investor Report

June 2025

Post-Enforcement Priority of Payments		
Available Funds	This IPD	Last IPD
	0.00	0.00
(a) first, in or towards satisfaction, pro rata and pari passu, according to the respective amounts thereof of:		
(i) any fees, costs, charges, Liabilities, expenses and all other amounts then due and payable to the Note Trustee, the Receiver and any Appointee under the provisions of the Trust Deed and the other Transaction Documents, together with (if payable) VAT thereon as provided therein; and	0.00	0.00
(ii) any fees, costs, charges, Liabilities, expenses and all other amounts then due and payable to the Security Trustee, the Receiver and any Appointee under the provisions of the Deed of Charge and the other Transaction Documents, together with (if payable) VAT thereon as provided therein;	0.00	0.00
(b) second, in or towards satisfaction, pro rata and pari passu, according to the respective amounts thereof of:		
(i) any remuneration then due and payable to the Agent Bank, the Registrar and the Paying Agents and any costs, charges, Liabilities and expenses then due and payable to them under the provisions of the Agency Agreement, together with (if payable) VAT thereon as provided therein;	0.00	0.00
(ii) any amounts then due and payable to the Cash Manager and any fees, costs, charges, Liabilities and expenses then due under the provisions of the Cash Management Agreement, together with VAT (if payable) thereon as provided therein;	0.00	0.00
(iii) any amounts then due and payable to the Servicer and any fees (including the Servicer Fee), costs, charges, Liabilities and expenses then due under the provisions of the Servicing Agreement, together with VAT (if payable) as provided therein;	0.00	0.00
(iv) any amounts then due and payable to the Back-Up Servicer Facilitator and any fees, costs, charges, Liabilities and expenses then due under the provisions of the Servicing Agreement, together with (if payable) VAT thereon as provided therein;	0.00	0.00
(v) any amounts then due and payable to the Corporate Services Provider and any fees, costs, charges, Liabilities and expenses then due and payable to the Corporate Services Provider under the provisions of the Corporate Services Agreement, together with (if payable) VAT thereon as provided therein;	0.00	0.00
(vi) any amounts then due and payable to the Issuer Account Bank and any fees, costs, charges, Liabilities and expenses then due and payable to the Issuer Account Bank under the provisions of the Bank Account Agreement, together with (if payable) VAT thereon as provided therein;	0.00	0.00
(vii) any amounts then due and payable to the Collection Account Bank and any fees, costs, charges, Liabilities and expenses then due and payable to the Collection Account Bank under the provisions of the Collection Account Agreement, together with (if payable) VAT thereon as provided therein; and	0.00	0.00
(viii) if applicable, the fees, costs, liabilities and expenses of the securitisation repository or any other third party website provider;	0.00	0.00
(c) third, to pay in or towards satisfaction of any amounts due to the Swap Provider in respect of the Swap Agreement (including any termination payment due and payable by the Issuer to the extent it is not satisfied by any payments by the Issuer to the Swap Provider under the Swap Collateral Account Priority of Payments but excluding, if applicable, any related Hedge Subordinated Amounts);	0.00	0.00



PMF 2024-1 PLC

Monthly Investor Report

June 2025

Post-Enforcement Priority of Payments

(d) fourth, to pay, pro rata and pari passu, according to the respective outstanding amounts thereof, interest and principal due and payable on the Class A Notes until the Principal Amount Outstanding on the Class A Notes has been reduced to zero;		
Class A Interest	0.00	0.00
Class A Principal	0.00	0.00
(e) fifth, to pay in accordance with the terms of the Swap Agreement to the Swap Provider in respect of any Hedge Subordinated Amounts (to the extent not satisfied by payment to the Swap Provider by the Issuer of any applicable amount under the Swap Collateral Account Priority of Payments);		
	0.00	0.00
(f) sixth, to pay, pro rata and pari passu, according to the respective outstanding amounts thereof, interest and principal due and payable on the Class X Notes until the Principal Amount Outstanding on the Class X Notes has been reduced to zero;		
Class X Interest	0.00	0.00
Class X Principal	0.00	0.00
(g) seventh, to pay, pro rata and pari passu, according to the respective outstanding amounts thereof, interest and principal due and payable on the Class Z Notes until the Principal Amount Outstanding on the Class Z Notes has been reduced to zero;		
Class Z Interest	0.00	0.00
Class Z Principal	0.00	0.00
(h) eighth, to pay the Issuer Profit Amount; and		
	0.00	0.00
(i) ninth, to pay Deferred Consideration to the Seller.		
	0.00	0.00
Total paid	0.00	0.00



PMF 2024-1 PLC

Monthly Investor Report

June 2025

Swap Collateral Account Priority of Payments		
	This IPD	Last IPD
<u>Amounts and securities standing to the credit of each Swap Collateral Account</u>	0.00	0.00
(a) to pay an amount equal to any Swap Tax Credits received by the Issuer to the relevant Swap Provider;	0.00	0.00
(b) prior to the designation of an Early Termination Date (as defined in the Swap Agreement, the "Early Termination Date") in respect of the Swap Agreement, solely in or towards payment or discharge of any Return Amounts (as defined in the Swap Credit Support Annex), Interest Amounts and Distributions (as defined in the Swap Credit Support Annex), on any day, directly to the Swap Provider;	0.00	0.00
(c) following the designation of an Early Termination Date in respect of the Swap Agreement where (A) such Early Termination Date has been designated following a Swap Provider Default or Swap Provider Downgrade Event and (B) the Issuer enters into a Replacement Swap Agreement in respect of the Swap Agreement on or around the Early Termination Date of the Swap Agreement, on the later of the day on which such Replacement Swap Agreement is entered into, the day on which a termination payment (if any) payable to the Issuer has been received and the day on which a Replacement Swap Premium (if any) payable to the Issuer has been received, in the following order of priority:		
(i) first, in or towards payment of a Replacement Swap Premium (if any) payable by the Issuer to a replacement swap provider in order to enter into a Replacement Swap Agreement with the Issuer with respect to the Swap Agreement being terminated;	0.00	0.00
(ii) second, in or towards payment of any termination payment due to the outgoing Swap Provider; and	0.00	0.00
(iii) third, the surplus (if any) on such day to be transferred to the Deposit Account to be applied as Available Revenue Receipts;	0.00	0.00
(d) following the designation of an Early Termination Date in respect of the Swap Agreement where: (A) such Early Termination Date has been designated otherwise than as a result of one of the events specified at sub-paragraph (A) of paragraph (c) above, and (B) the Issuer enters into a Replacement Swap Agreement in respect of the Swap Agreement on or around the Early Termination Date of the Swap Agreement, on the later of the day on which such Replacement Swap Agreement is entered into, the day on which a termination payment (if any) payable to the Issuer has been received and the day on which a Replacement Swap Premium (if any) payable to the Issuer has been received, in the following order of priority:		
(i) first, in or towards payment of any termination payment due to the outgoing Swap Provider;	0.00	0.00
(ii) second, in or towards payment of a Replacement Swap Premium (if any) payable by the Issuer to a replacement swap provider in order to enter into a Replacement Swap Agreement with the Issuer with respect to the Swap Agreement being terminated; and	0.00	0.00
(iii) third, any surplus on such day to be transferred to the Deposit Account to be applied as Available Revenue Receipts;	0.00	0.00
(e) following the designation of an Early Termination Date in respect of the Swap Agreement for any reason where the Issuer does not enter into a Replacement Swap Agreement in respect of the Swap Agreement on or around the Early Termination Date of the Swap Agreement and, on the date on which the relevant payment is due, in or towards payment of any termination payment due to the outgoing Swap Provider; and	0.00	0.00



PMF 2024-1 PLC
Monthly Investor Report

June 2025

Swap Collateral Account Priority of Payments

(f) following payments of amounts due pursuant to paragraph (e) above, if amounts remain standing to the credit of a Swap Collateral Account, such amounts may be applied only in accordance with the following provisions:		
(i) first, in or towards payment of a Replacement Swap Premium (if any) payable by the Issuer to a replacement swap provider in order to enter into a Replacement Swap Agreement with the Issuer with respect to the Swap Agreement; and	0.00	0.00
(ii) second, any surplus remaining after payment of such Replacement Swap Premium to be transferred to the Deposit Account to be applied as Available Revenue Receipts,	0.00	0.00
Total paid	0.00	0.00



PMF 2024-1 PLC
Monthly Investor Report

June 2025

Portfolio Analysis

Current Balance	Current Balance	Current Balance (%)	Number of Accounts	Number of Accounts (%)
0 <=x< 75,000	17,219,180.39	3.46%	273	10.41%
75,000 <=x< 100,000	33,053,315.44	6.64%	379	14.45%
100,000 <=x< 125,000	34,445,005.03	6.92%	304	11.59%
125,000 <=x< 150,000	38,546,454.27	7.74%	281	10.72%
150,000 <=x< 175,000	35,928,863.60	7.22%	222	8.47%
175,000 <=x< 200,000	41,271,547.75	8.29%	220	8.39%
200,000 <=x< 225,000	32,105,370.50	6.45%	152	5.80%
225,000 <=x< 250,000	35,301,266.14	7.09%	149	5.68%
250,000 <=x< 275,000	28,397,884.94	5.70%	108	4.12%
275,000 <=x< 300,000	19,815,052.42	3.98%	69	2.63%
300,000 <=x< 325,000	32,523,713.13	6.53%	104	3.97%
325,000 <=x< 350,000	25,281,808.56	5.08%	75	2.86%
350,000 <=x< 375,000	21,234,225.17	4.27%	59	2.25%
375,000 <=x	102,659,722.13	20.62%	227	8.66%
Total	497,783,409.47	100.00%	2622	100.00%

Original Balance	Current Balance	Current Balance (%)	Number of Accounts	Number of Accounts (%)
0 <=x< 75,000	16,242,423.82	3.26%	258	9.84%
75,000 <=x< 100,000	32,720,970.55	6.57%	380	14.49%
100,000 <=x< 125,000	34,676,892.69	6.97%	309	11.78%
125,000 <=x< 150,000	36,701,174.51	7.37%	269	10.26%
150,000 <=x< 175,000	37,693,459.65	7.57%	235	8.96%
175,000 <=x< 200,000	40,695,525.29	8.18%	218	8.31%
200,000 <=x< 225,000	33,569,932.25	6.74%	160	6.10%
225,000 <=x< 250,000	35,848,006.68	7.20%	152	5.80%
250,000 <=x< 275,000	27,866,425.37	5.60%	106	4.04%
275,000 <=x< 300,000	18,625,837.82	3.74%	65	2.48%
300,000 <=x< 325,000	33,334,542.66	6.70%	107	4.08%
325,000 <=x< 350,000	24,640,516.97	4.95%	73	2.78%
350,000 <=x< 375,000	20,447,427.38	4.11%	57	2.17%
375,000 <=x	104,720,273.83	21.04%	233	8.89%
Total	497,783,409.47	100.00%	2622	100.00%



PMF 2024-1 PLC

Monthly Investor Report

June 2025

Portfolio Analysis

Original LTV	Current Balance	Current Balance (%)	Number of Accounts	Number of Accounts (%)
0 <=x< 70%	75,429,981.88	15.15%	410	15.64%
70% <=x< 75%	61,007,734.15	12.26%	277	10.56%
75% <=x< 80%	360,447,067.47	72.41%	1930	73.61%
80% <=x< 85%	898,625.97	0.18%	5	0.19%
85% <=x< 90%	0.00	0.00%	0	0.00%
90% <=x< 95%	0.00	0.00%	0	0.00%
95% <=x< 100%	0.00	0.00%	0	0.00%
100% <=x< 105%	0.00	0.00%	0	0.00%
105% <=x	0.00	0.00%	0	0.00%
Total	497,783,409.47	100.00%	2622	100.00%

Current LTV	Current Balance	Current Balance (%)	Number of Accounts	Number of Accounts (%)
0 <=x< 70%	87,482,456.17	17.57%	508	19.37%
70% <=x< 75%	69,252,552.69	13.91%	331	12.62%
75% <=x< 80%	339,812,245.74	68.27%	1776	67.73%
80% <=x< 85%	1,165,593.35	0.23%	6	0.23%
85% <=x< 90%	70,561.52	0.01%	1	0.04%
90% <=x< 95%	0.00	0.00%	0	0.00%
95% <=x< 100%	0.00	0.00%	0	0.00%
100% <=x< 105%	0.00	0.00%	0	0.00%
105% <=x	0.00	0.00%	0	0.00%
Total	497,783,409.47	100.00%	2622	100.00%



PMF 2024-1 PLC
Monthly Investor Report

June 2025

Portfolio Analysis

Origination Year	Current Balance	Current Balance (%)	Number of Accounts	Number of Accounts (%)
2016	387,186.85	0.08%	1	0.04%
2017	6,170,644.06	1.24%	28	1.07%
2018	1,547,214.46	0.31%	7	0.27%
2019	4,624,485.25	0.93%	31	1.18%
2020	13,907,799.96	2.79%	64	2.44%
2021	41,246,725.59	8.29%	171	6.52%
2022	344,007,643.35	69.11%	1808	68.95%
2023	85,891,709.95	17.25%	512	19.53%
Total	497,783,409.47	100.00%	2622	100.00%

Original Term (years)	Current Balance	Current Balance (%)	Number of Accounts	Number of Accounts (%)
0 <=x< 15	18,002,935.58	3.62%	93	3.55%
15 <=x< 17	18,777,602.40	3.77%	103	3.93%
17 <=x< 19	6,223,467.08	1.25%	35	1.33%
19 <=x< 21	73,966,984.59	14.86%	389	14.84%
21 <=x< 23	9,918,925.14	1.99%	57	2.17%
23 <=x< 25	8,310,011.18	1.67%	47	1.79%
25 <=x< 27	265,712,918.78	53.38%	1353	51.60%
27 <=x< 29	4,509,432.76	0.91%	25	0.95%
29 <=x	92,361,131.96	18.55%	520	19.83%
Total	497,783,409.47	100.00%	2622	100.00%



PMF 2024-1 PLC
Monthly Investor Report

June 2025

Portfolio Analysis

Remaining Term (years)	Current Balance	Current Balance (%)	Number of Accounts	Number of Accounts (%)
0 <=x< 5	1,814,608.41	0.36%	8	0.31%
5 <=x< 8	8,167,981.74	1.64%	43	1.64%
8 <=x< 11	7,832,107.47	1.57%	42	1.60%
11 <=x< 14	22,488,310.44	4.52%	118	4.50%
14 <=x< 17	35,360,591.78	7.10%	175	6.67%
17 <=x< 20	59,795,343.12	12.01%	340	12.97%
20 <=x< 23	252,544,364.06	50.73%	1280	48.82%
23 <=x< 26	20,590,476.50	4.14%	110	4.20%
26 <=x	89,189,625.95	17.92%	506	19.30%
Total	497,783,409.47	100.00%	2622	100.00%

Repayment Type	Current Balance	Current Balance (%)	Number of Accounts	Number of Accounts (%)
Repayment	32,013,200.19	6.43%	239	9.12%
Interest Only	465,770,209.28	93.57%	2383	90.88%
Part & Part	0.00	0.00%	0	0.00%
Total	497,783,409.47	100.00%	2622	100.00%

Current Interest	Current Balance	Current Balance (%)	Number of Accounts	Number of Accounts (%)
0.00% <=x< 2.50%	0.00	0.00%	0	0.00%
2.50% <=x< 3.00%	29,726,490.59	5.97%	139	5.30%
3.00% <=x< 3.25%	80,061,604.25	16.08%	377	14.38%
3.25% <=x< 3.50%	168,795,297.71	33.91%	904	34.48%
3.50% <=x< 3.75%	64,227,491.87	12.90%	314	11.98%
3.75% <=x< 4.00%	16,634,270.66	3.34%	91	3.47%
4.00% <=x< 4.25%	16,495,257.20	3.31%	81	3.09%
4.25% <=x< 4.50%	36,551,031.21	7.34%	187	7.13%
4.50% <=x< 4.75%	4,083,591.01	0.82%	22	0.84%
4.75% <=x< 5.00%	16,400,052.40	3.29%	91	3.47%
5.00% <=x	64,808,322.57	13.02%	416	15.87%
Total	497,783,409.47	100.00%	2622	100.00%



PMF 2024-1 PLC
Monthly Investor Report

June 2025

Portfolio Analysis

Current Margin Over Rel	Current Balance	Current Balance (%)	Number of Accounts	Number of Accounts (%)
0.00% <=x< 2.50%	0.00	0.00%	0	0.00%
2.50% <=x< 3.00%	29,726,490.59	5.97%	139	5.30%
3.00% <=x< 3.25%	80,061,604.25	16.08%	377	14.38%
3.25% <=x< 3.50%	168,795,297.71	33.91%	904	34.48%
3.50% <=x< 3.75%	64,227,491.87	12.90%	314	11.98%
3.75% <=x< 4.00%	16,634,270.66	3.34%	91	3.47%
4.00% <=x< 4.25%	16,495,257.20	3.31%	81	3.09%
4.25% <=x< 4.50%	36,551,031.21	7.34%	187	7.13%
4.50% <=x< 4.75%	4,083,591.01	0.82%	22	0.84%
4.75% <=x< 5.00%	16,400,052.40	3.29%	91	3.47%
5.00% <=x	64,808,322.57	13.02%	416	15.87%
Total	497,783,409.47	100.00%	2622	100.00%

Interest Rate Index	Current Balance	Current Balance (%)	Number of Accounts	Number of Accounts (%)
BBR	497,486,430.51	99.94%	2,620	99.92%
Other	296,978.96	0.06%	2	0.08%
Total	497,783,409.47	100.00%	2622	100.00%

Loan Purpose	Current Balance	Current Balance (%)	Number of Accounts	Number of Accounts (%)
Purchase	0.00	0.00%	0	0.00%
Re-Mortgage	261,920,244.23	52.62%	1309	49.92%
Right to Buy	235,863,165.24	47.38%	1313	50.08%
Total	497,783,409.47	100.00%	2622	100.00%

Buy-To-Let	Current Balance	Current Balance (%)	Number of Accounts	Number of Accounts (%)
Yes	497,783,409.47	100.00%	2,622	100.00%
No	0.00	0.00%	0	0.00%
Total	497,783,409.47	100.00%	2622	100.00%



PMF 2024-1 PLC

Monthly Investor Report

June 2025

Portfolio Analysis

Arrears Multiple	Current Balance	Current Balance (%)	Number of Accounts	Number of Accounts (%)
x <=0	495,008,471.07	99.44%	2,609	99.50%
0 <x< 1	83,981.11	0.02%	1	0.04%
1 <=x< 2	2,357,348.36	0.47%	11	0.42%
2 <=x<3	0.00	0.00%	0	0.00%
3 <=x	333,608.93	0.07%	1	0.04%
Total	497,783,409.47	100.00%	2622	100.00%

Self-Certified Product	Current Balance	Current Balance (%)	Number of Accounts	Number of Accounts (%)
Yes	0.00	0.00%	0	0.00%
No	497,783,409.47	100.00%	2622	100.00%
No Data	0.00	0.00%	0	0.00%
Total	497,783,409.47	100.00%	2622	100.00%

First-time Buyer	Current Balance	Current Balance (%)	Number of Accounts	Number of Accounts (%)
Yes	4,748,776.97	0.95%	28	1.07%
No	493,034,632.50	99.05%	2594	98.93%
Total	497,783,409.47	100.00%	2622	100.00%

Region	Current Balance	Current Balance (%)	Number of Accounts	Number of Accounts (%)
East	55,642,096.01	11.18%	264	10.07%
East Midlands	41,022,961.20	8.24%	275	10.49%
London	138,540,092.05	27.83%	417	15.90%
North East	10,622,019.64	2.13%	123	4.69%
North West	48,897,387.49	9.82%	426	16.25%
Scotland	0.00	0.00%	0	0.00%
South East	88,293,027.53	17.74%	366	13.96%
South West	34,033,366.83	6.84%	166	6.33%
Wales	11,939,705.08	2.40%	94	3.59%
West Midlands	43,654,894.17	8.77%	274	10.45%
Yorkshire and the Humber	25,137,859.47	5.05%	217	8.28%
Total	497,783,409.47	100.00%	2622	100.00%



PMF 2024-1 PLC
Monthly Investor Report

June 2025

Portfolio Analysis

Valuation Type	Current Balance	Current Balance (%)	Number of Accounts	Number of Accounts (%)
Full, Internal and External Inspection	497,783,409.47	100.00%	2622	100.00%
Other	0.00	0.00%	0	0.00%
Total	497,783,409.47	100.00%	2622	100.00%

Year Built	Current Balance	Current Balance (%)	Number of Accounts	Number of Accounts (%)
x< 1900	43,584,493.94	8.76%	218	8.31%
1900 <=x< 1920	138,447,879.44	27.81%	831	31.69%
1920 <=x< 1940	94,820,873.59	19.05%	401	15.29%
1940 <=x< 1960	41,608,008.29	8.36%	221	8.43%
1960 <=x< 1980	62,643,267.64	12.58%	336	12.81%
1980 <=x< 2000	42,040,495.78	8.45%	243	9.27%
2000 <=x< 2002	7,073,185.34	1.42%	37	1.41%
2002 <=x< 2004	2,861,399.63	0.57%	16	0.61%
2004 <=x< 2006	7,940,954.07	1.60%	41	1.56%
2006 <=x<=2013	56,762,851.75	11.40%	278	10.60%
Total	497,783,409.47	100.00%	2622	100.00%

Seasoning (years)	Current Balance	Current Balance (%)	Number of Accounts	Number of Accounts (%)
0 <=x< 5	483,424,761.18	97.12%	2,546	97.10%
5 <=x< 6	2,978,172.63	0.60%	17	0.65%
6 <=x< 7	3,275,430.29	0.66%	23	0.88%
7 <=x	8,105,045.37	1.63%	36	1.37%
Total	497,783,409.47	100.00%	2622	100.00%

Employment Type	Current Balance	Current Balance (%)	Number of Accounts	Number of Accounts (%)
Self Employed	238,858,217.30	47.98%	1,217	46.41%
Employed	231,388,997.51	46.48%	1268	48.36%
Other	27,536,194.66	5.53%	137	5.23%
Total	497,783,409.47	100.00%	2622	100.00%



PMF 2024-1 PLC

Monthly Investor Report

June 2025

Portfolio Analysis

Date	5/31/2025	Weighted Average Seasoning (yrs)	2.98
Current Balance	497,783,409.47	Weighted Average Remaining Maturity (yrs)	21.67
Number of Accounts	2,622	Buy To Let	497,783,409.47
Average Loan Balance	189,848.75	Interest Only	465,770,209.28
Maximum Loan Balance	1,015,297.01	Weighted Average Original LTV	72.96%
Weighted Average Interest Rate	3.79%	Weighted Average Current LTV	72.63%
Weighted Average Mortgage Margin	3.79%		



DISCLAIMER

U.S. Bank Global Corporate Trust Limited is a limited company registered in England and Wales having the registration number 05521133 and a registered address of 125 Old Broad Street, Fifth Floor, London, EC2N 1AR. U.S. Bank Global Corporate Trust Limited, Dublin Branch is registered in Ireland with the Companies Registration Office under Reg. No. 909340 with its registered office at Block F1, Cherrywood Business Park, Cherrywood, Dublin 18, Ireland D18 W2X7. U.S. Bank Global Corporate Trust Limited is a Trust Corporation and not a banking institution and is not authorised to carry on banking business in the United Kingdom, Ireland or any other jurisdiction.