

## Terms and Conditions

**IMPORTANT: You must read the following before continuing.** The following applies to this document and all information contained herein or provided in connection herewith (together, the **Report**) and you are therefore advised to read this carefully before accessing or making any other use of the Report. By accessing this Report, you confirm that you have read, understood and accepted the Terms and Conditions set out below (the **Terms and Conditions**) and agree to be bound by the Terms and Conditions. If you do not agree to the Terms and Conditions, do not access or read this Report or any of its information (the **Information**).

### 1. Access to and use of the Information

- 1.1 This Report is for information purposes only. Nothing in this Report is, or is to be construed as, an offer of, a recommendation, a solicitation or an invitation to subscribe for, underwrite or purchase securities referred to on in this Report (the **Securities**) in any jurisdictions in which such offer is or may be prohibited, restricted or subject to any requirement for filing, authorisation, license or consent. In particular, nothing in this Report constitutes an offer of securities for sale in the United States. The Securities may not be offered or sold in the United States absent registration or an exemption from registration under the Securities Act of 1933, as amended (the **Securities Act**). It is not intended that the Securities will be registered under the Securities Act or any U.S. state securities laws.

The Permitted Person will use the Report solely for its own internal use in accordance with these Terms and Conditions.

The Report may contain other proprietary notices and copyright information, the terms of which must be observed and followed.

- 1.2 The Information in this Report is intended to be distributed only to, and is directed only at, persons (the **Permitted Persons**) who are:

(i) not U.S. persons (within the meaning of Regulation S under the Securities Act) or acting for the account or benefit of any U.S. person, not located in the United States, its territories and possessions (including Puerto Rico, the U.S. Virgin Islands, Guam, American Samoa, Wake Island and the Northern Mariana Islands) or the District of Columbia; and

(ii) persons in member states of the European Economic Area who are "qualified investors" within the meaning of Article 2(1)(e) of the Prospectus Directive (Directive 2003/71/EC) (the **Qualified Investors**). In addition, in the United Kingdom, the Materials are being distributed only to, and are directed only at, Qualified Investors who are persons who have professional experience in matters relating to investments falling within Article 19(5) of the Financial Services and Markets Act 2000 (Financial Promotion) Order 2005 (the **FPO**) or who are high net worth entities falling within Article 49(2)(a)-(d) of the FPO and other persons to whom it may otherwise lawfully be communicated.

- 1.3 The Report is intended for use by Permitted Persons only and must not be acted on or relied on by, published, copied or distributed to any other person. By accessing and/or reading this Report, you shall be deemed to have confirmed and represented to Charter Court Financial Services Limited (**CCFS**) that you are a Permitted Person and that you have not made and will not make any offer of Securities referred to in this Report other than in accordance with applicable laws and regulations.

- 1.4 Manufacturer target market (MIFID II product governance) is eligible counterparties and professional clients only (all distribution channels). No PRIIPs key information document (KID) has been prepared as not available to retail in EEA.

## 2. Acknowledgements and disclaimers

### 2.1 The Permitted Person acknowledges and agrees to the following:

- (a) *No duty to update or correct the Information.* The Information included in the Report is historical in nature and only current as of the date of such Information. Neither CCFS nor any other party has any duty to maintain or update the Information. **Historic performance information with regard to any Security is no indication of its future performance.** The Report may contain legends, limitations, qualifications or other restrictions relating to the nature or use of such information. Any such legends, limitations, qualifications or restrictions continue to apply.
- (b) *Changes to the Information.* CCFS may make changes to the Information at any time, without prior, or any, notice. Some Information contained in the Report has been converted from the format from which the original version of such information was printed. Reasonable care has been exercised to provide accurate information but there can be no assurance that this information is free from error.
- (c) *Third party materials.* Information in the Report which is sourced from third parties (**Third Party Information**), including (without limitation) offering circulars, prospectuses, listing particulars, pricing supplements reports, agreements, summaries, models, commentary and other materials, has been obtained from sources believed to be reliable, but CCFS does not warrant its completeness or accuracy. CCFS has no obligations in respect of Third Party Information (including as to verifying or correcting Third Party Information or publishing materials relating to Third Party Information). Use of such Third Party Information in the Report does not imply any endorsement, adoption of or responsibility by CCFS for the opinions, ideas, products, information or services offered therein, or any representation regarding the content of any Third Party Information.
- (d) *Offering documents and research reports.* Any final offering memoranda or other offering materials (each, an Offering Document) or research reports included in the Report is Third Party Information unless produced by CCFS. Third Party Information are provided solely for the Permitted Person's convenience to generally describe the terms of the transaction described therein. The Permitted Person should not assume that the information contained or incorporated by reference in any Offering Document or research report is accurate as of any date other than the respective date set forth therein or the date of the information incorporated therein. Offering Documents, research reports and other information contained in the Report may not be distributed (whether in whole or in part) to, or used by, any person or entity in any jurisdiction or country where such distribution or use would be contrary to local law or regulation.
- (e) *Disclaimer of Advice.* The Report does not provide, nor purport to provide, any financial, investment, tax, accounting or legal advice or recommendation. Nor should any Information in the Report be considered a recommendation of Securities by CCFS in any way.

## 3. Unauthorised Use

- 3.1 Unauthorised use of this Report including but not limited to unauthorised access of the Report or misuse of any information included in this Report, is strictly prohibited.

#### **4. Limitation of Liability**

- 4.1 CCFS (nor any person who controls it, nor any affiliate, director, officer, employee or agent of it, nor any affiliate of any such person) and providers of Third Party Information (**Third Party Data Providers**) do not accept any responsibility or liability arising out of or in connection with this Report, including any errors in or omissions from the information contained in this Report.
- 4.2 Except as may be otherwise expressly provided by written agreement between CCFS and the Permitted Person, neither CCFS nor any Third Party Data Provider will have any tort, contract or any other liability to the Permitted Person or any third party arising in connection with the use of this Report, or reliance on any information (including the Information and the Third Party Information).
- 4.3 Neither CCFS nor any Third Party Data Provider will under any circumstances be liable to the Permitted Person or any third party, regardless of the form of action, for any lost profits or lost opportunity, or any indirect, special, consequential, incidental or punitive damages whatsoever, even if CCFS has been advised of the possibility of such damages.
- 4.4 Permitted Persons, CCFS and Third Party Data Providers agree that the limitations and exclusions set out in these Terms and Conditions are reasonable having regard to all the relevant circumstances and the levels of risk associated with each party's obligations under these Terms and Conditions.

#### **5. Confidentiality and use of Information**

The Permitted Person agrees to keep all Information confidential and, except as authorised by CCFS, shall not disclose or distribute any Information to any person or entity without CCFS' prior written consent, and agrees to use the Information solely for the purpose of its own investment analysis.

#### **6. Third Party Rights**

No person may enforce any terms and conditions of these Terms and Conditions under the Contracts (Rights of Third Parties) Act 1999. Notwithstanding any other term of these Terms and Conditions, the consent of any third party is not required for any variation or termination of these Terms and Conditions.

#### **7. Governing Law**

- 7.1 These Terms and Conditions and any non-contractual obligations arising out of or in connection with them will be governed by, and construed in accordance with, the laws of England and Wales.
- 7.2 The English courts will have jurisdiction to settle any disputes which may arise in connection with the terms of access or any non-contractual obligations arising out of or in connection with these Terms and Conditions.



## CMF 2020-1 PLC

Report for Distribution dated Jun 16, 2022

Global Corporate Trust  
<http://pivot.usbank.com/>





## CMF 2020-1 PLC

### Monthly Investor Report

June 2022

**Analyst**

Vasanth Fernando  
vasantha.fernando@usbank.com  
44.207.330.2037

**U.S. Bank Global Corporate Trust Address**

5th Floor  
125 Old Broad Street  
London, EC2N 1AR

**Distribution Date**

16-Jun-22

**U.S. Bank Global Corporate Trust Website**

<https://pivot.usbank.com>

General Information		Content	
<b>Interest Payment Date:</b>	16-Jun-22	Deal Summary	2-2
<b>Prior Interest Payment Date:</b>	16-May-22	Deal Performance Summary - Last 4 IPD	3
<b>Next Interest Payment Date:</b>	18-Jul-22	Collateral Performance Graphs	4
<b>Distribution Count:</b>	27	Delinquencies Graphs	5
<b>Closing Date:</b>	26-Feb-20	Deal Counterparties	6
<b>Final Maturity Date:</b>	16-Jan-57	Note Distribution Detail	7
<b>Interest Determination Date:</b>	9-Jun-22	Note Interest Reconciliation - Accrual	8
<b>Next Interest Determination Date:</b>	11-Jul-22	Note Interest Reconciliation - Deferred	9
<b>Index:</b>	Compounded Daily SONIA	Note Principal Reconciliation	10
<b>Currency:</b>	GBP (£)	Residual Certificates	11
		Ratings Information	12
		Cash Reconciliation	13
		Other Required Information	14
		Mortgage Principal Analysis	15
		Principal Deficiency Ledger	16
		Reserve Fund Ledger	17
		Reserve Funds and Principal Allocation	18
		Swap Transaction Details	19
		Triggers	20-21
		Portfolio Performance	22-23
		Collateral Report	24-25
		Prepayment Rate (CPR)	26
		Priority of Payments	27-35
		Portfolio Analysis	36-42



## CMF 2020-1 PLC

### Monthly Investor Report

June 2022

#### Deal Summary

Notes	Original Principal Balance	Credit Enhancement on Closing	Fitch/Moody's Initial Ratings		Outstanding Principal Balance	Pool Factor	Current Credit Enhancement	Fitch/Moody's Current Ratings	Fitch/Moody's Watch
Class A Notes	301,722,000.00	10.00%	AAA	Aaa	138,479,587.18	0.458964	18.37%	AAA	Aaa
Class B Notes	9,893,000.00	7.00%	AA+	Aa2	9,893,000.00	1.000000	12.42%	AAA	Aa2
Class C Notes	8,244,000.00	4.50%	A+	Aa3	8,244,000.00	1.000000	7.47%	AA	Aa3
Class D Notes	8,244,000.00	2.00%	BBB+	Baa1	8,244,000.00	1.000000	2.52%	BBB+	Baa1
Class E Notes	1,649,000.00	1.50%	BBB-	Ba1	1,649,000.00	1.000000	1.53%	BBB-	Ba1
Class X Notes	6,595,000.00	0.00%	BB+	Baa2	0.00	0.000000	0.00%	NR	WR
<b>Total</b>	<b>336,347,000.00</b>				<b>166,509,587.18</b>				



## CMF 2020-1 PLC

### Monthly Investor Report

June 2022

#### Deal Performance Summary - Last 4 IPD

	Cut off	IPD 24	IPD 25	IPD 26	IPD 27
<b>Delinquencies</b>					
1-2 Months in Arrears		0.57%	0.64%	0.79%	0.64%
2-3 Months in Arrears		0.10%	0.27%	0.31%	0.30%
3-4 Months in Arrears		0.13%	0.24%	0.16%	0.29%
4+ Months in Arrears		0.57%	0.52%	0.72%	0.54%
<b>Excess Spread</b>					
Amount during Period		557,621.38	459,362.20	555,337.67	502,867.38
Percentage of Pool (Annualised)		3.74%	3.15%	3.92%	3.62%
<b>Constant Prepayment Rate (CPR)</b>					
Period		34.44%	30.64%	27.10%	23.08%
Since Cut off		24.01%	23.99%	24.12%	24.01%
<b>Principal Payment Rate (PPR)</b>					
Total Principal Payments in Period		6,222,812.55	4,178,747.64	4,850,612.79	3,503,147.91
Principal Cut off Balance	329,751,026.57	179,041,122.09	174,862,374.45	170,011,761.66	166,508,613.75
Percentage of Cut off Balance (%)		3.48%	2.39%	2.85%	2.10%
<b>Payment Rate</b>					
Percentage of Interest Due (%)		100.00%	100.00%	100.00%	100.00%
<b>Cumulative Losses</b>					
Percentage of Initial Principal Balance (%)		0.00%	0.00%	0.00%	0.00%



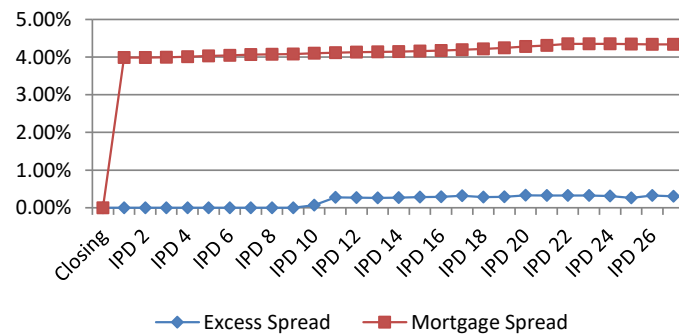
## CMF 2020-1 PLC

### Monthly Investor Report

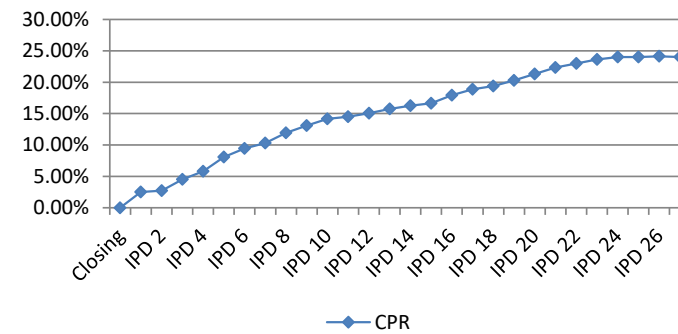
June 2022

#### Collateral Performance Graphs

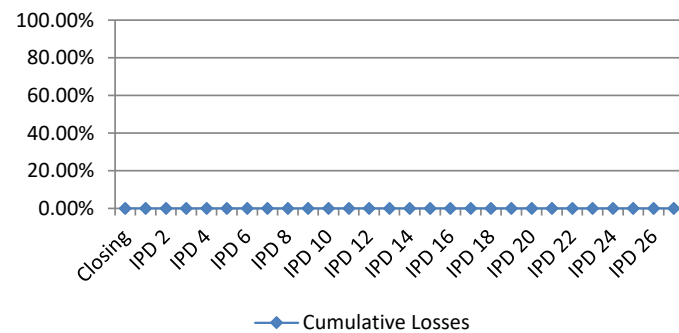
#### Mortgage Margin & Excess Spread



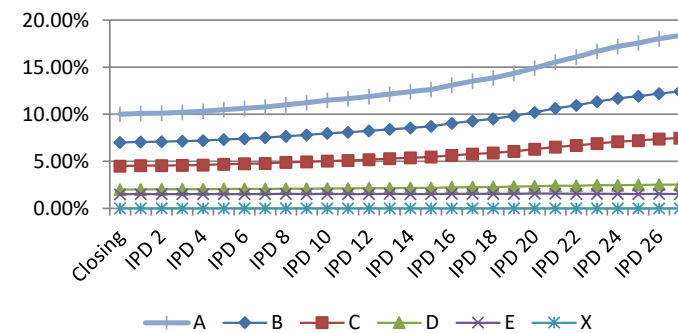
#### CPR (since issue)



#### Cumulative Losses



#### Credit Enhancement







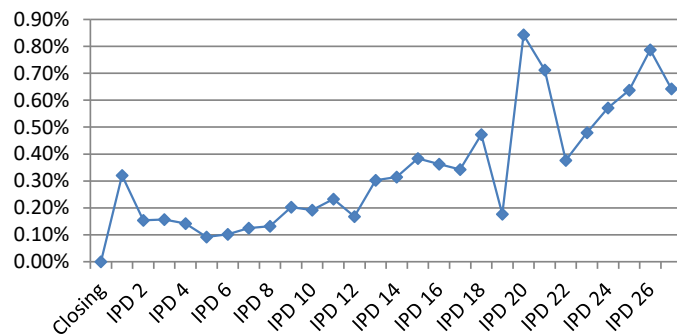
## CMF 2020-1 PLC

### Monthly Investor Report

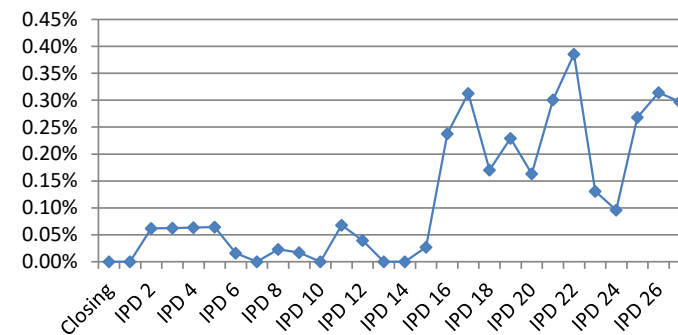
June 2022

#### Delinquencies Graphs

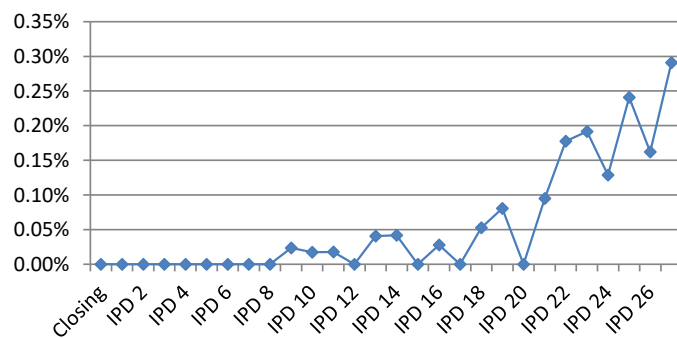
**Delinquencies (1-2 Months in Arrears)**



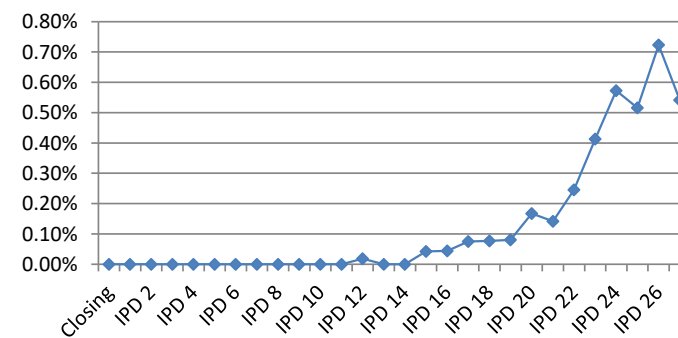
**Delinquencies (2-3 Months in Arrears)**



**Delinquencies (3-4 Months in Arrears)**



**Delinquencies (4+ Months in Arrears)**





## CMF 2020-1 PLC

### Monthly Investor Report

June 2022

Deal Counterparties								
Role	Counterparty	Moody's			Fitch			comments
		Long-Term	Short-Term	Rating Trigger	Long-Term	Short-Term	Rating Trigger	
Issuer	CMF 2020-1 PLC							
Holdings	CMF Holdings 2020-1 Limited							
Legal Title Holder	Charter Court Financial Services Limited							
Servicer	Charter Mortgages Limited							
Seller	Broadlands Finance Limited							
Cash Manager	U.S. Bank Global Corporate Trust Limited							
Swap Provider	Lloyds Bank Corporate Markets plc	A1	P-1	A3	A+	F1	A/F1	
Issuer Account Bank	Elavon Financial Services DAC, UK Branch	A1	P-1	A3	AA-	F1+	A/F1	
Collection Account Bank	Barclays Bank PLC	A1	P-1	Baa3	A+	F1	BBB+/F2	
Original Seller	Charter Court Financial Services Limited							
Security Trustee	U.S. Bank Trustees Limited							
Note Trustee	U.S. Bank Trustees Limited							
Principal Paying Agent	Elavon Financial Services DAC, UK Branch							
Agent Bank	Elavon Financial Services DAC, UK Branch							
Registrar	Elavon Financial Services DAC							
Corporate Services Provider	CSC Capital Markets UK Limited							
Back-up Servicer Facilitator	CSC Capital Markets UK Limited							
Share Trustee	CSC Corporate Services (UK) Limited							
Arranger	Lloyds Bank Corporate Markets plc							
Joint Lead Manager	Merril Lynch International							
	Lloyds Bank Corporate Markets plc							

Pursuant to the Subscription Agreement, CCFS will undertake to the Joint Lead Managers and the Arranger that it will (i) retain on an ongoing basis, the Retained Exposures as required by Article 6(1) of the Securitisation Regulation (which does not take into account any corresponding national measures), (ii) comply with the disclosure obligations under Article 7(l)(e)(iii) of the Securitisation Regulation by confirming the risk retention of the Seller as contemplated by Articles 6(1) and 6.3(c) of the Securitisation Regulation and (iii) not sell, hedge or otherwise mitigate (and shall procure that none of its affiliates shall sell, hedge or otherwise mitigate) the credit risk under or associated with the Retained Exposures except to the extent permitted under the Securitisation Regulation. As at the Closing Date, such retention requirement will be satisfied by CCFS retaining randomly selected exposures equivalent to no less than 5 per cent. of the nominal value of the securitised exposures, where such exposures would otherwise have been securitised in the transaction effected by the Issuer in accordance with Article 6(3)(c) of the Securitisation Regulation. Any change to the manner in which such interest is held will be notified to the Noteholders. Except with the express written consent of the Seller in the form of a U.S. Risk Retention Consent and where such sale falls within the exemption provided by Section 20 of the U.S. Risk Retention Rules, the Notes or the Residual Certificates offered and sold by the Issuer may not be purchased by any person except for persons that are not Risk Retention U.S. Persons.



## CMF 2020-1 PLC

### Monthly Investor Report

June 2022

#### Note Distribution Detail

Notes	ISIN / Common Code	Original Principal Balance	No. Of Notes	Beginning Principal Balance	Total Principal Distribution	Ending Principal Balance	Total Interest Distribution	Note Placement
Class A Notes	XS2096745216 / 209674521	301,722,000.00	3,017	141,982,735.09	3,503,147.91	138,479,587.18	185,663.43	Public
Class B Notes	XS2096745307 / 209674530	9,893,000.00	99	9,893,000.00	0.00	9,893,000.00	16,297.47	Public
Class C Notes	XS2096745729 / 209674572	8,244,000.00	82	8,244,000.00	0.00	8,244,000.00	15,331.38	Public
Class D Notes	XS2096745992 / 209674599	8,244,000.00	82	8,244,000.00	0.00	8,244,000.00	17,782.00	Public
Class E Notes	XS2096749127 / 209674912	1,649,000.00	16	1,649,000.00	0.00	1,649,000.00	4,733.26	Public
Class X Notes	XS2096749390 / 209674939	6,595,000.00	66	0.00	0.00	0.00	0.00	Public
<b>Total</b>		<b>336,347,000.00</b>	<b>3,363</b>	<b>170,012,735.09</b>	<b>3,503,147.91</b>	<b>166,509,587.18</b>	<b>239,807.54</b>	



## CMF 2020-1 PLC

### Monthly Investor Report

June 2022

#### Note Interest Reconciliation - Accrual

Notes	ISIN / Common Code	Method	Days	Beginning Principal Balance	Rate of Interest	Total Interest Accrued	Other Interest	Total Interest Distribution
Class A Notes	XS2096745216 / 209674521	Actual/365 (Fixed)	31	141,982,735.09	1.53965%	185,663.43	0.00	185,663.43
Class B Notes	XS2096745307 / 209674530	Actual/365 (Fixed)	31	9,893,000.00	1.93965%	16,297.47	0.00	16,297.47
Class C Notes	XS2096745729 / 209674572	Actual/365 (Fixed)	31	8,244,000.00	2.18965%	15,331.38	0.00	15,331.38
Class D Notes	XS2096745992 / 209674599	Actual/365 (Fixed)	31	8,244,000.00	2.53965%	17,782.00	0.00	17,782.00
Class E Notes	XS2096749127 / 209674912	Actual/365 (Fixed)	31	1,649,000.00	3.37965%	4,733.26	0.00	4,733.26
Class X Notes	XS2096749390 / 209674939	Actual/365 (Fixed)	31	0.00	3.17965%	0.00	0.00	0.00
<b>Total</b>				<b>170,012,735.09</b>		<b>239,807.54</b>	<b>0.00</b>	<b>239,807.54</b>



**CMF 2020-1 PLC**  
Monthly Investor Report

June 2022

**Note Interest Reconciliation - Deferred**

Notes	ISIN / Common Code	Beginning Deferred Interest	Interest Accrued on Deferred Interest	Current Period Deferred Interest	Deferred Interest Payments	Ending Deferred Interest
Class A Notes	XS2096745216 / 209674521	0.00	0.00	0.00	0.00	0.00
Class B Notes	XS2096745307 / 209674530	0.00	0.00	0.00	0.00	0.00
Class C Notes	XS2096745729 / 209674572	0.00	0.00	0.00	0.00	0.00
Class D Notes	XS2096745992 / 209674599	0.00	0.00	0.00	0.00	0.00
Class E Notes	XS2096749127 / 209674912	0.00	0.00	0.00	0.00	0.00
Class X Notes	XS2096749390 / 209674939	0.00	0.00	0.00	0.00	0.00
<b>Total</b>		<b>0.00</b>	<b>0.00</b>	<b>0.00</b>	<b>0.00</b>	<b>0.00</b>



## CMF 2020-1 PLC

### Monthly Investor Report

June 2022

Note Principal Reconciliation					
Notes	Beginning Principal Balance	Total Principal Distribution	Ending Principal Balance	--- Credit Support ---	
				Original (1)	Current (2)
Class A Notes	141,982,735.09	3,503,147.91	138,479,587.18	10.00%	18.37%
Class B Notes	9,893,000.00	0.00	9,893,000.00	7.00%	12.42%
Class C Notes	8,244,000.00	0.00	8,244,000.00	4.50%	7.47%
Class D Notes	8,244,000.00	0.00	8,244,000.00	2.00%	2.52%
Class E Notes	1,649,000.00	0.00	1,649,000.00	1.50%	1.53%
Class X Notes	0.00	0.00	0.00	0.00%	0.00%
<b>Total</b>	<b>170,012,735.09</b>	<b>3,503,147.91</b>	<b>166,509,587.18</b>		

(1) Determined as follows: Original Principal Balance of all subordinate classes plus Class A and B Liquidity Reserve Fund and General Reserve Fund/Total Original Principal Balance

(2) Determined as follows: Ending Principal Balance of all subordinate classes plus Class A and B Liquidity Reserve Fund and General Reserve Fund/Total Ending Principal Balance



**CMF 2020-1 PLC**  
Monthly Investor Report

June 2022

**Residual Certificates**

Notes	ISIN / Common Code	Total Amount Distribution
RC1 Residual Certificates	XS2097438688 / 209743868	502,867.38
RC2 Residual Certificates	XS2097439066 / 209743906	0.00
<b>Total</b>		<b>502,867.38</b>



## CMF 2020-1 PLC

### Monthly Investor Report

June 2022

#### Ratings Information

Notes	ISIN / Common Code	--- Original Ratings ---		--- Ratings Change / Change Date <sup>1</sup> ---			
		Fitch	Moody's	Fitch		Moody's	
Class A Notes	XS2096745216 / 209674521	AAA	Aaa				
Class B Notes	XS2096745307 / 209674530	AA+	Aa2	AAA	14-Mar-22		
Class C Notes	XS2096745729 / 209674572	A+	Aa3	AA	26-May-22		
Class D Notes	XS2096745992 / 209674599	BBB+	Baa1				
Class E Notes	XS2096749127 / 209674912	BBB-	Ba1				
Class X Notes	XS2096749390 / 209674939	BB+	Baa2	NR	18-Jan-21	WR	28-Jan-21

<sup>1</sup> Changed ratings provided on this report are based on information provided by the applicable rating agency via electronic transmission. It shall be understood that this transmission will generally have been provided to U.S. Bank Trustees Limited within 30 days of the payment date listed on this statement. Because ratings may have changed during the 30 day window, or may not be being provided by the rating agency in an electronic format and therefore not being updated on this report, U.S. Bank Trustees Limited recommends that investors obtain current rating information directly from the rating agency.





## CMF 2020-1 PLC

### Monthly Investor Report

June 2022

#### Cash Reconciliation

Available Collections		Distributions	
<b>Available Revenue Receipts</b>		<b>Amounts Distributed by the Issuer</b>	
(a) Revenue Receipts	697,419.37	(see Other Required Information page for further detail)	
(b) Interest accrued on the Issuer Accounts	2,603.29	<b>Amounts Distributed by the Issuer</b>	<b>123,995.23</b>
(c) Amounts received under the Swap Agreement	94,398.30		
(d) Class A and Class B Liquidity Reserve Fund Excess Amount	72,759.19	<b>Distributions to Noteholders</b>	
(e) Class A and B Liquidity Reserve Fund Ledger <sup>1</sup>	0.00	Interest Distribution	239,807.54
(f) General Reserve Fund Excess Amount	0.00	Principal Distribution	3,503,147.91
(g) Reconciliation Amounts deemed to be Available Revenue Receipts	0.00	<b>Distributions to Noteholders</b>	<b>3,742,955.45</b>
(h) Item (v) of the Pre-Enforcement Revenue Priority of Payments	0.00		
(i) Optional Purchase Price	0.00	<b>Other Distributions</b>	
(j) Other net income excluding Redemption Receipts	0.00	Issuer Profit Amount	100.00
(k) Amounts in accordance with item (g) of the Redemption PoP	0.00	Credit to Class A and Class B Liquidity Reserve Fund Ledger	0.00
less:		Credit to the PDL	0.00
(l) Third Party Amounts	410.00	Credit to General Reserve Fund Ledger	0.00
(m) Tax payments not funded from Issuer Profit Ledger	0.00	Surplus to credit to the Deposit Account	0.00
(n) Overdraft remedy amounts of DD/Non-DD Collection Accounts	0.00	Residual Certificates	502,867.38
<b>Available Revenue Receipts</b>	<b>866,770.15</b>	Surplus applied as Available Revenue Funds	0.00
		<b>Other Distributions</b>	<b>502,967.38</b>
<b>Available Redemption Receipts</b>			
(a) Redemption Receipts	3,503,147.91		
(b) Principal Deficiency Ledger	0.00		
(c) Enhanced Amortisation Amount	0.00		
(d) General Reserve Fund remaining <sup>2</sup>	0.00		
(e) Reconciliation Amounts to be Available Redemption Receipts	0.00		
(f) Amount paid into Deposit Account	0.00		
<b>Available Redemption Receipts</b>	<b>3,503,147.91</b>		
Class A and Class B Liquidity Reserve Fund Release Amount	0.00		
General Reserve Fund Liquidity Release Amount	0.00		
Principal Addition Amount	0.00		
<b>Total Available Collections</b>	<b>4,369,918.06</b>	<b>Total Distributions</b>	<b>4,369,918.06</b>

<sup>1</sup> On the Class B Redemption Date only

<sup>2</sup> On the Final Redemption Date only



## CMF 2020-1 PLC

### Monthly Investor Report

June 2022

#### Other Required Information

##### Amounts Distributed by the Issuer

Note Trustee	0.00
Security Trustee	0.00
Agent Bank, Registrar and Paying Agent	0.00
Cash Manager	0.00
Servicer	38,603.39
Back-up Servicer Facilitator	0.00
Corporate Servicer Provider	0.00
Issuer Account Bank	0.00
Collection Account Bank	0.00
Securitisation Repository	0.00
Third parties	0.00
Transfer Costs	0.00
Swap Provider	85,391.84
Hedge Subordinated Amounts	0.00
<b>Amounts Distributed by the Issuer</b>	<b>123,995.23</b>

##### Revenue Receipts

Total interest receipts	678,511.42
Total fees	890.00
Total expenses	0.00
Total ERC	18,017.95
Total Revenue Recoveries	0.00
	<b>697,419.37</b>



**CMF 2020-1 PLC**  
Monthly Investor Report

June 2022

**Mortgage Principal Analysis**

	Current Period	Since Issue
Opening mortgage principal balance - close		329,751,026.57
Opening mortgage principal balance - current	170,011,761.66	
<b>Total opening mortgage principal balance</b>	<b>170,011,761.66</b>	<b>329,751,026.57</b>
Unscheduled payments (Redemptions)	3,079,659.83	149,473,986.07
Scheduled payments	423,488.08	13,768,426.75
Principal Losses	0.00	0.00
Principal Recoveries	0.00	0.00
<b>Closing mortgage principal balance</b>	<b>166,508,613.75</b>	<b>166,508,613.75</b>



**CMF 2020-1 PLC**  
Monthly Investor Report

June 2022

**Principal Deficiency Ledger**

**Current Period Principal Deficiency**

	<u>Beginning PDL Balance</u>	<u>Deficiency Allocation</u>	<u>PDL Repayment</u>	<u>Ending PDL Balance</u>
Class E Notes PDL	0.00	0.00	0.00	0.00
Class D Notes PDL	0.00	0.00	0.00	0.00
Class C Notes PDL	0.00	0.00	0.00	0.00
Class B Notes PDL	0.00	0.00	0.00	0.00
Class A Notes PDL	0.00	0.00	0.00	0.00
	<hr/>	<hr/>	<hr/>	<hr/>
<b>Total</b>	<b>0.00</b>	<b>0.00</b>	<b>0.00</b>	<b>0.00</b>



## CMF 2020-1 PLC

### Monthly Investor Report

June 2022

#### Reserve Fund Ledger

		Credits	Debits
<b><u>Class A and Class B Liquidity Reserve Fund</u></b>			
Original Class A and Class B Liquidity Reserve Fund Amount	4,674,225.00		
Class A and Class B Liquidity Reserve Fund Amount as at Close / Previous IPD	2,350,895.22		
Class A and Class B Liquidity Reserve Fund Required Amount per Current IPD	2,278,136.03		
Top ups on IPD		0.00	
Drawings			72,759.19
<b>Closing Balance</b>	<b><u>2,278,136.03</u></b>		
<b><u>General Reserve Fund</u></b>			
Original General Reserve Fund Amount	272,055.00		
General Reserve Fund Amount as at Close / Previous IPD	272,055.00		
General Reserve Fund Required Amount per Current IPD	272,055.00		
Top ups on IPD		0.00	
Drawings			0.00
<b>Closing Balance</b>	<b><u>272,055.00</u></b>		



## CMF 2020-1 PLC

### Monthly Investor Report

June 2022

#### Reserve Funds and Principal Allocation

##### General Reserve Fund

(a) on any Interest Payment Date up to and including the Final Redemption Date  
(i) if a Reserve Fund Amortising Trigger Event has not occurred prior to the Calculation Date immediately preceding such Interest Payment Date, an amount equal to 1.5 per cent. of the aggregate current Principal Amount Outstanding of the Collateralised Notes prior to the application of Available Redemption Receipts on such Interest Payment Date, minus the Class A and Class B Liquidity Reserve Fund Required Amount; and

272,055.00

(ii) if a Reserve Fund Amortising Trigger Event has occurred prior to the Calculation Date immediately preceding such Interest Payment Date, an amount equal to 1.5 per cent. of the aggregate current Principal Amount Outstanding of the Collateralised Notes on the Interest Payment Date immediately preceding the date on which the Reserve Fund Amortising Trigger Event occurred (following the application of Available Redemption Receipts on such Interest Payment Date), minus the Class A and Class B Liquidity Reserve Fund Required Amount; and

0.00

(b) on each Interest Payment Date on and following the Final Redemption Date, zero;

0.00

##### Class A and Class B Liquidity Reserve Fund Required Amount

(a) on any Interest Payment Date falling prior to the Class B Redemption Date:

(i) if a Reserve Fund Amortising Trigger Event has not occurred prior to the Calculation Date immediately preceding such Interest Payment Date, an amount equal to 1.5 per cent. of the aggregate current Principal Amount Outstanding of the Class A and Class B Notes prior to the application of Available Redemption Receipts on such Interest Payment Date; and

2,278,136.03

(ii) if a Reserve Fund Amortising Trigger Event has occurred prior to the Calculation Date immediately preceding such Interest Payment Date, an amount equal to 1.5 per cent. of the aggregate current Principal Amount Outstanding of the Class A and Class B Notes on the Interest Payment Date immediately preceding the date on which the Reserve Fund Amortising Trigger Event occurred (following the application of Available Redemption Receipts on such Interest Payment Date); and

0.00

(iii) on any Interest Payment Date falling on or after the Class B Redemption Date, zero;

0.00

##### Principal Addition Amount

Available Revenue Receipts & Liquidity Release Amount

866,770.15

Amounts due on the Revenue Waterfall from item [(a)] to [(f)] and [(h)]

326,056.13

Senior Expenses Deficit

0.00

**Principal Addition Amount**

0.00



## CMF 2020-1 PLC

### Monthly Investor Report

June 2022

#### Swap Transaction Details

##### Fixed Rate Issuer to Swap Counterparty

Period Start Date (included)	16-May-22
Period End date (excluded)	16-Jun-22
Day Count Fraction	0.085
Fixed Rate	0.85000%
Swap Notional Amount	118,284,718.43
<b>Total Swap Payment by Issuer to Swap Counterparty</b>	<b>85,391.84</b>

##### Floating Rate Swap Counterparty to Issuer

Period Start Date (included)	16-May-22
Period End date (excluded)	16-Jun-22
Day Count Fraction	0.085
Floating Rate	0.93965%
Swap Notional Amount	118,284,718.43
<b>Total Swap Payment by Swap Counterparty to Issuer</b>	<b>94,398.30</b>

<b>Net Payment Due (Issuer/Swap Counterparty)</b>	<b>-9,006.46</b>
---	------------------



## CMF 2020-1 PLC

### Monthly Investor Report

June 2022

#### Triggers

<u>Event of Default</u>	<u>Breach (Y/N)</u>
(a) subject to Condition 18 (Subordination by Deferral), if default is made in the payment of any principal or interest due in respect of the Notes and the default continues for: (i) a period of five Business Days in the case of principal, or (ii) three Business Days in the case of interest; or	No
(b) if the Issuer fails to perform or observe any of its other obligations under these Conditions or any Transaction Document to which it is a party and the failure continues for a period of 15 days (or such longer period as the Note Trustee may permit) (except that in any case where the Note Trustee considers the failure to be incapable of remedy, then no continuation or notice as is aforementioned will be required) following the service by the Note Trustee on the Issuer of notice requiring the same to be remedied; or	No
(c) if any representation or warranty made by the Issuer under any Transaction Document is incorrect when made and the matters giving rise to such misrepresentation are not remedied within a period of 15 days (or such longer period as the Note Trustee may permit) (except that in any case where the Note Trustee considers the matters giving rise to such misrepresentation to be incapable of remedy, then no continuation or notice as is hereinafter mentioned will be required) following the service by the Note Trustee on the Issuer of notice requiring the same to be remedied; or	No
(d) if any order is made by any competent court or any resolution is passed for the winding up or dissolution of the Issuer, save for the purposes of reorganisation on terms approved in writing by the Note Trustee or by Extraordinary Resolution of the Noteholders; or	No
(e) if (i) the Issuer ceases or threatens to cease to carry on the whole or a substantial part of its business, save for the purposes of reorganisation on terms approved in writing by the Note Trustee or by Extraordinary Resolution of the Noteholders, or (ii) the Issuer stops or threatens to stop payment of, or is unable to, or admits inability to, pay its debts (or any class of its debts) as they fall due or the value of its assets falls to less than the amount of its liabilities (taking into account its contingent and prospective liabilities) or (iii) the Issuer is deemed unable to pay its debts pursuant to or for the purposes of any applicable law or is adjudicated or found bankrupt or insolvent; or	No
(f) if proceedings are initiated against the Issuer under any applicable liquidation, insolvency, composition, reorganisation or other similar laws or an application is made (or documents filed with the court) for the appointment of an administrative or other receiver, manager, administrator or other similar official, or an administrative or other receiver, manager, administrator or other similar official is appointed, in relation to the Issuer or, as the case may be, in relation to the whole or any part of the undertaking or assets of the Issuer, and in any such case (other than the appointment of an administrator or an administrative receiver appointed following presentation of a petition for an administration order), unless initiated by the Issuer, is not discharged within 30 days; or	No
(g) if the Issuer (or its directors or shareholders) initiates or consents to judicial proceedings relating to itself under any applicable liquidation, insolvency, composition, reorganisation or other similar laws or makes a conveyance or assignment for the benefit of, or enters into any composition or other arrangement with, its creditors generally (or any class of its creditors) or takes steps with a view to obtaining a moratorium in respect of any of its indebtedness or any meeting is convened to consider a proposal for an arrangement or composition with its creditors generally (or any class of its creditors).	No





## CMF 2020-1 PLC

### Monthly Investor Report

June 2022

#### Triggers

##### Mandatory Redemption of the Notes

8.3 (a) Optional Purchase Price received			No
8.3 (b) Ten Per cent clean up call			No
	<b>Current</b>	<b>Trigger</b>	
	166,508,613.75	32,975,200.00	
8.4 Taxation or Other Reasons			No



## CMF 2020-1 PLC

### Monthly Investor Report

June 2022

#### Portfolio Performance

As at: 31/05/2022

	This Period				Last Period			
	No.	Balance	Arrears	%	No.	Balance	Arrears	%
<b>Total</b>								
No. of Loans Paying => Monthly CMS	1,070	165,190,759.67	39,912.41	99.21%	1,082	167,211,919.47	32,605.68	98.35%
No. of Loans Paying => 75% Monthly CMS	1	132,368.49	0.00	0.08%	2	357,705.47	1,316.27	0.21%
No. of Loans Paying < 75% Monthly CMS	0	0.00	0.00	0.00%	1	146,356.17	1,404.87	0.09%
No. of Loans That Made No Payment	10	1,185,485.59	31,258.84	0.71%	16	2,295,780.55	44,338.09	1.35%
<b>Total</b>	<b>1,081</b>	<b>166,508,613.75</b>	<b>71,171.25</b>	<b>100.00%</b>	<b>1,101</b>	<b>170,011,761.66</b>	<b>79,664.91</b>	<b>100.00%</b>
% Original Principal Balance				<b>50.10%</b>				<b>50.71%</b>
% Outstanding Principal Balance				<b>99.21%</b>				<b>98.35%</b>
<b>1 to 2 Months</b>								
No. of Loans Paying => Monthly CMS	6	894,096.38	8,407.16	0.54%	5	671,575.37	7,028.23	0.40%
No. of Loans Paying => 75% Monthly CMS	0	0.00	0.00	0.00%	0	0.00	0.00	0.00%
No. of Loans Paying < 75% Monthly CMS	0	0.00	0.00	0.00%	1	146,356.17	1,404.87	0.09%
No. of Loans That Made No Payment	2	176,138.29	1,494.96	0.11%	3	519,797.52	2,913.74	0.31%
<b>Total</b>	<b>8</b>	<b>1,070,234.67</b>	<b>9,902.12</b>	<b>0.64%</b>	<b>9</b>	<b>1,337,729.06</b>	<b>11,346.84</b>	<b>0.79%</b>
% Original Principal Balance				<b>0.32%</b>				<b>0.41%</b>
% Outstanding Principal Balance				<b>0.64%</b>				<b>0.79%</b>
<b>2 to 3 Months</b>								
No. of Loans Paying => Monthly CMS	3	404,515.99	6,507.37	0.24%	2	287,307.16	4,719.38	0.17%
No. of Loans Paying => 75% Monthly CMS	0	0.00	0.00	0.00%	0	0.00	0.00	0.00%
No. of Loans Paying < 75% Monthly CMS	0	0.00	0.00	0.00%	0	0.00	0.00	0.00%
No. of Loans That Made No Payment	1	90,373.73	1,038.14	0.05%	1	247,021.18	3,979.28	0.15%
<b>Total</b>	<b>4</b>	<b>494,889.72</b>	<b>7,545.51</b>	<b>0.30%</b>	<b>3</b>	<b>534,328.34</b>	<b>8,698.66</b>	<b>0.31%</b>
% Original Principal Balance				<b>0.15%</b>				<b>0.16%</b>
% Outstanding Principal Balance				<b>0.30%</b>				<b>0.31%</b>



## CMF 2020-1 PLC

### Monthly Investor Report

June 2022

#### Portfolio Performance

As at: 31/05/2022

	This Period				Last Period			
	No.	Balance	Arrears	%	No.	Balance	Arrears	%
<b>3 to 4 Months</b>								
No. of Loans Paying => Monthly CMS	2	302,813.05	5,904.22	0.18%	2	93,685.62	1,819.23	0.06%
No. of Loans Paying => 75% Monthly CMS	0	0.00	0.00	0.00%	0	0.00	0.00	0.00%
No. of Loans Paying < 75% Monthly CMS	0	0.00	0.00	0.00%	0	0.00	0.00	0.00%
No. of Loans That Made No Payment	1	181,582.32	3,939.69	0.11%	1	181,730.64	4,201.24	0.11%
<b>Total</b>	<b>3</b>	<b>484,395.37</b>	<b>9,843.91</b>	<b>0.29%</b>	<b>3</b>	<b>275,416.26</b>	<b>6,020.47</b>	<b>0.16%</b>
% Original Principal Balance				<b>0.15%</b>				<b>0.08%</b>
% Outstanding Principal Balance				<b>0.29%</b>				<b>0.16%</b>
<b>4+ Months</b>								
No. of Loans Paying => Monthly CMS	3	467,442.63	13,724.15	0.28%	3	428,029.76	11,510.84	0.25%
No. of Loans Paying => 75% Monthly CMS	0	0.00	0.00	0.00%	0	0.00	0.00	0.00%
No. of Loans Paying < 75% Monthly CMS	0	0.00	0.00	0.00%	0	0.00	0.00	0.00%
No. of Loans That Made No Payment	3	434,613.74	23,081.09	0.26%	5	801,301.10	31,117.31	0.47%
<b>Total</b>	<b>6</b>	<b>902,056.37</b>	<b>36,805.24</b>	<b>0.54%</b>	<b>8</b>	<b>1,229,330.86</b>	<b>42,628.15</b>	<b>0.72%</b>
% Original Principal Balance				<b>0.27%</b>				<b>0.37%</b>
% Outstanding Principal Balance				<b>0.54%</b>				<b>0.72%</b>

NB: The Administrator does not report Days in Arrears but Month in Arrears as referred to by the deal documentation



**CMF 2020-1 PLC**  
Monthly Investor Report

June 2022

**Collateral Report**

As at: 31/05/2022

	<u>This Period</u>	<u>Last Period</u>
Total Arrears Balance (1 month and over)	64,096.78	68,694.12
Total Arrears due	71,171.25	79,664.91

	<u>At Close</u>	<u>This Period</u>	<u>Last Period</u>
Original Principal Balance as at close	329,751,026.57		
Total Original Number of Loans	1,963		
Outstanding Principal Balance as at prior month end		166,508,613.75	170,011,761.66
Total Current Number of Loans		1,081	1,101
Total number of performing loans		1,060	1,078
Total value of performing loans		163,557,037.62	166,634,957.14
Total number of 3+ months		9	11
Total value of 3+ months		1,386,451.74	1,504,747.12
Percentage 3+ months on Original Balance		0.42%	0.46%
Percentage 3+ months on Outstanding Balance		0.83%	0.89%
Total Value of Arrears Cases		2,951,576.13	3,376,804.52
Total Number of Arrears Cases		21	23
% Original Principal Balance		0.90%	1.02%
% Outstanding Principal Balance		1.77%	1.99%



**CMF 2020-1 PLC**  
Monthly Investor Report

June 2022

**Collateral Report**

As at: 31/05/2022

	<u>This Period</u>	<u>Last Period</u>
<b>REPOSSESSIONS</b>		
Number of Repossessions this Period	0	0
Repossessions Cured	0	0
Total Number of Properties Unsold	0	0
Principal Balance Unsold	0.00	0.00
Principal Balance Cured	0.00	0.00
% Original Principal Balance	0.00%	0.00%
%Outstanding Principal Balance	0.00%	0.00%

	<u>This Period</u>	<u>Last Period</u>
<b>SALES OF REPOSSESSIONS</b>		
	<u>Current Balance</u>	<u>Current Balance</u>
Total Number of Repossessions Sold since close	0	0
Total Value of Property Sold	0.00	0.00
Value of Properties Repossessed this period	0.00	0.00
Cumulative Value of Properties Repossessed since close	0.00	0.00
Number of Properties sold this period	0	0
Value of Properties sold this period	0.00	0.00
Cumulative Loss on Sale	0.00	0.00
Cumulative Loss on Sale % of Original Principal Balance	0.00%	0.00%
Cumulative Redemption Shortfalls incurred	0.00	0.00
Period Losses	0.00	0.00
Cumulative Losses	0.00	0.00
<b>OTHER LOSSES</b>		
Cumulative ERC losses incurred	0.00	0.00
Cumulative Fee losses incurred	0.00	0.00
Cumulative Expense losses incurred	0.00	0.00



## CMF 2020-1 PLC

### Monthly Investor Report

June 2022

Prepayment Rate (CPR)		
	This Period	Last Period
<b>Average Constant Prepayment Rate (CPR) Since Issue with Calculation</b>  <p>Average CPR speed is the amount expressed as an annualised percentage of principal prepaid in excess of scheduled repayments. The average CPR speed is calculated by first dividing the Current Residential Mortgage Loan Principal Balance (i.e. the actual balance) by the Scheduled Residential Mortgage Loan Principal Balance assuming no prepayments have been made (i.e. only scheduled repayments have been made). The quotient is then raised to a power whereby the exponent is the quantity twelve divided by the number of months since issue. Subtract this result from one then multiply it by one hundred (100) to determine the Average CPR speed.</p> <p>The calculation is expressed as follows: <math display="block">CPR_{Avg} = 100 \times \left[ 1 - \left( \frac{\text{Current Residential Mortgage Loan Principal Balance}}{\text{Scheduled Residential Mortgage Loan Principal Balance}} \right)^{\frac{12}{\text{months since}}}} \right]</math></p>	24.01%	24.12%
<b>3 Month Periodical Constant Prepayment Rate (CPR) with Calculation (Annualised)</b>  <p>Annualised Periodical CPR speed is the amount expressed as a periodical percentage of principal prepaid in excess of scheduled repayments. The Periodical CPR speed is calculated by first dividing the Current Residential Mortgage Loan Principal Balance (i.e. the actual balance) by the Scheduled Residential Mortgage Loan Principal Balance in the period assuming no prepayments have been made (i.e. only scheduled repayments have been made). This quotient is then raised to a power whereby the exponent is the quantity twelve divided by the number of months in the period. Subtract this result from the one then multiply it by one hundred (100) to determined the Periodical CPR speed.</p> <p>The calculation is expressed as follows: <math display="block">\text{Periodical CPR} = 100 \times \left[ 1 - \left( \frac{\text{Current Residential Mortgage Loan Principal Balance}}{\text{Scheduled Residential Mortgage Loan Principal Balance}} \right)^{\frac{12}{\text{months in period}}}} \right]</math></p>	23.08%	27.10%
<b>12 Month Periodical Constant Prepayment Rate (CPR) with Calculation (Annualised)</b>  <p>Annualised Periodical CPR speed is the amount expressed as a periodical percentage of principal prepaid in excess of scheduled repayments. The Periodical CPR speed is calculated by first dividing the Current Residential Mortgage Loan Principal Balance (i.e. the actual balance) by the Scheduled Residential Mortgage Loan Principal Balance in the period assuming no prepayments have been made (i.e. only scheduled repayments have been made). This quotient is then raised to a power whereby the exponent is the quantity twelve divided by the number of months in the period. Subtract this result from the one then multiply it by one hundred (100) to determined the Periodical CPR speed.</p> <p>The calculation is expressed as follows: <math display="block">\text{Periodical CPR} = 100 \times \left[ 1 - \left( \frac{\text{Current Residential Mortgage Loan Principal Balance}}{\text{Scheduled Residential Mortgage Loan Principal Balance}} \right)^{\frac{12}{\text{months in period}}}} \right]</math></p>	32.48%	32.60%



## CMF 2020-1 PLC

### Monthly Investor Report

June 2022

Pre-Enforcement Revenue Priority of Payments		
<u>Available Revenue Receipts</u>	This IPD 866,770.15	Last IPD 853,306.51
(a) first, in or towards satisfaction pro rata and pari passu according to the respective amounts thereof of:		
(i) any fees, costs, charges, Liabilities, expenses and all other amounts then due to the Note Trustee and any Appointee under the provisions of the Trust Deed and the other Transaction Documents together with (if payable) VAT thereon as provided therein; and	0.00	0.00
(ii) any fees, costs, charges, Liabilities, expenses and all other amounts then due to the Security Trustee and any Appointee under the provisions of the Deed of Charge and the other Transaction Documents together with (if payable) VAT thereon as provided therein;	0.00	0.00
(b) second, in or towards satisfaction pro rata and pari passu according to the respective amounts thereof (in each case without double counting) of:		
(i) any remuneration then due and payable to the Agent Bank, the Registrar and the Paying Agent and any fees, costs, charges, Liabilities and expenses then due to them under the provisions of the Agency Agreement, together with (if payable) VAT thereon as provided therein;	0.00	0.00
(ii) any amounts then due and payable to the Cash Manager and any fees, costs, charges, Liabilities and expenses then due under the provisions of the Cash Management Agreement, together with VAT (if payable) thereon as provided therein;	0.00	0.00
(iii) any amounts then due and payable to the Servicer and any fees (including the Base Fee), costs, charges, Liabilities and expenses then due under the provisions of the Servicing Agreement, inclusive of VAT (if payable) as provided therein;	38,603.39	36,069.76
(iv) any amounts then due and payable to the Back-Up Servicer Facilitator and any fees, costs, charges, Liabilities and expenses then due under the provisions of the Servicing Agreement, together with (if payable) VAT thereon as provided therein;	0.00	0.00
(v) any amounts then due and payable to the Corporate Services Provider and any fees, costs, charges, Liabilities and expenses then due under the provisions of the Corporate Services Agreement, together with (if payable) VAT thereon as provided therein;	0.00	0.00
(vi) any amounts then due and payable to the Issuer Account Bank and any custodian and any fees, costs, charges, Liabilities and expenses then due under the provisions of the Bank Account Agreement and any Custody Agreement, together with (if applicable) VAT thereon as provided therein;	0.00	0.00
(vii) any amounts then due and payable to the Collection Account Bank and any fees, costs, charges, Liabilities and expenses then due under the provisions of the Collection Account Agreement, together with (if applicable) VAT thereon as provided therein;	0.00	0.00
(viii) if applicable, the fees, costs, liabilities and expenses of the securitisation repository or any other third party website provider;	0.00	0.00



## CMF 2020-1 PLC

### Monthly Investor Report

June 2022

#### Pre-Enforcement Revenue Priority of Payments

(c)	third, in or towards satisfaction pro rata and pari passu according to the respective amounts thereof of:		
	(i) any amounts due and payable by the Issuer to third parties and incurred without breach by the Issuer of the Transaction Documents to which it is a party (and for which payment has not been provided for elsewhere) and any amounts required to pay or discharge any liability of the Issuer for corporation tax of the Issuer (but only to the extent not capable of being satisfied out of amounts retained by the Issuer under item (e) below); and	0.00	0.00
	(ii) any Transfer Costs which the Servicer has failed to pay pursuant to Clause 18.3 of the Servicing Agreement;	0.00	0.00
(d)	fourth, to provide for amounts due on the relevant Swap Payment Date, to pay, in or towards satisfaction of any amounts due to the Swap Provider in respect of the Swap Agreement (including any termination payment due and payable by the Issuer to the extent it is not satisfied by the payment by the Issuer to the Swap Provider of any Replacement Swap Premium or from the Swap Collateral Account Priority of Payments but excluding, if applicable, any related Hedge Subordinated Amounts);	85,391.84	74,841.46
(e)	fifth, to pay the Issuer an amount equal to £100 to be retained by the Issuer as profit in respect of the business of the Issuer (the "Issuer Profit Amount");	100.00	100.00
(f)	sixth, to provide for amounts due on the relevant Interest Payment Date, to pay, pro rata and pari passu, interest due and payable on the Class A Notes;	185,663.43	144,197.02
(g)	seventh, (so long as the Class A Notes remain outstanding following such Interest Payment Date), to credit the Class A Principal Deficiency Sub-Ledger in an amount sufficient to eliminate any debit thereon (such amounts to be applied in repayment of principal as Available Redemption Receipts);	0.00	0.00
(h)	eighth, to provide for amounts due on the relevant Interest Payment Date, to pay, pro rata and pari passu, interest due and payable on the Class B Notes;	16,297.47	12,642.61
(i)	ninth, to credit the Class A and Class B Liquidity Reserve Fund Ledger up to the Class A and Class B Liquidity Reserve Fund Required Amount;	0.00	0.00
(j)	tenth, (so long as the Class B Notes remain outstanding following such Interest Payment Date), to credit the Class B Principal Deficiency Sub-Ledger in an amount sufficient to eliminate any debit thereon (such amounts to be applied in repayment of principal as Available Redemption Receipts);	0.00	0.00
(k)	eleventh, to provide for amounts due on the relevant Interest Payment Date, to pay, pro rata and pari passu, interest due and payable on the Class C Notes;	15,331.38	12,059.87
(l)	twelfth, (so long as the Class C Notes remain outstanding following such Interest Payment Date), to credit the Class C Principal Deficiency Sub-Ledger in an amount sufficient to eliminate any debit thereon (such amounts to be applied in repayment of principal as Available Redemption Receipts);	0.00	0.00
(m)	thirteenth, to provide for amounts due on the relevant Interest Payment Date, to pay, pro rata and pari passu, interest due and payable on the Class D Notes;	17,782.00	14,194.28





## CMF 2020-1 PLC

### Monthly Investor Report

June 2022

Pre-Enforcement Revenue Priority of Payments		
(n) fourteenth, (so long as the Class D Notes remain outstanding following such Interest Payment Date), to credit the Class D Principal Deficiency Sub-Ledger in an amount sufficient to eliminate any debit thereon (such amounts to be applied in repayment of principal as Available Redemption Receipts);	0.00	0.00
(o) fifteenth, to provide for amounts due on the relevant Interest Payment Date, to pay, pro rata and pari passu, interest due and payable on the Class E Notes;	4,733.26	3,863.84
(p) sixteenth, (so long as the Class E Notes remain outstanding following such Interest Payment Date), to credit the Class E Principal Deficiency Sub-Ledger in an amount sufficient to eliminate any debit thereon (such amounts to be applied in repayment of principal as Available Redemption Receipts);	0.00	0.00
(q) seventeenth, to credit the General Reserve Fund Ledger up to the General Reserve Fund Required Amount;	0.00	0.00
(r) eighteenth, to provide for amounts due on the relevant Interest Payment Date, to pay in accordance with the terms of the Swap Agreement to the Swap Provider in respect of any Hedge Subordinated Amounts (to the extent not satisfied by payment to the Swap Provider by the Issuer of any applicable Replacement Swap Premium or from the Swap Collateral Account Priority of Payments);	0.00	0.00
(s) nineteenth, on any Interest Payment Date occurring on or after the Optional Redemption Date or the Final Redemption Date an amount equal to the lesser of:		
(i) all remaining amounts (if any); and	0.00	0.00
(ii) the amount required by the Issuer to pay in full all amounts payable under items (a) to (f) (inclusive) of the Pre-Enforcement Redemption Priority of Payments, less any Available Redemption Receipts (other than item (c) of the definition thereof) otherwise available to the Issuer, to be applied as Available Redemption Receipts;	0.00	0.00
(t) twentieth, to provide for amounts due on the relevant Interest Payment Date, to pay, pro rata and pari passu, interest due and payable on the Class X Notes;	0.00	0.00
(u) twenty-first, to provide for amounts due on the relevant Interest Payment Date, to pay, pro rata and pari-passu, principal due and payable on the Class X Notes until the Principal Amount Outstanding on the Class X Notes has been reduced to zero;	0.00	0.00
(v) twenty-second, on any Interest Payment Date falling within a Determination Period, all remaining amounts to be credited to the Deposit Account to be applied on the next Interest Payment Date as Available Revenue Receipts; and	0.00	0.00
(w) twenty-third, on any Interest Payment Date prior to (but excluding) the Optional Redemption Date any excess amounts pro rata and pari passu as RC1 Payments to the holders of the RC1 Residual Certificates and thereafter, any excess amounts pro rata and pari passu as RC2 Payments to the holders of the RC2 Residual Certificates.		
RC1 Payments	502,867.38	555,337.67
RC2 Payments	0.00	0.00
<b>Total paid</b>	<b>866,770.15</b>	<b>853,306.51</b>



## CMF 2020-1 PLC

### Monthly Investor Report

June 2022

Pre-Enforcement Redemption Priority of Payments		
	This IPD	Last IPD
<b><u>Available Redemption Receipts</u></b>	<b>3,503,147.91</b>	<b>4,850,612.79</b>
(a) first, any Principal Addition Amounts to be applied to meet any Senior Expenses Deficit;	0.00	0.00
(b) second, in or towards repayment, pro rata and pari passu, of principal amounts outstanding on the Class A Notes until the Principal Amount Outstanding on the Class A Notes has been reduced to zero;	3,503,147.91	4,850,612.79
(c) third, in or towards repayment, pro rata and pari passu, of principal amounts outstanding on the Class B Notes until the Principal Amount Outstanding on the Class B Notes has been reduced to zero;	0.00	0.00
(d) fourth, in or towards repayment, pro rata and pari passu, of principal amounts outstanding on the Class C Notes until the Principal Amount Outstanding on the Class C Notes has been reduced to zero;	0.00	0.00
(e) fifth, in or towards repayment, pro rata and pari passu, of principal amounts outstanding on the Class D Notes until the Principal Amount Outstanding on the Class D Notes has been reduced to zero;	0.00	0.00
(f) sixth, in or towards repayment, pro rata and pari passu, of principal amounts outstanding on the Class E Notes until the Principal Amount Outstanding on the Class E Notes has been reduced to zero;	0.00	0.00
(g) seventh, any excess amounts as Available Revenue Receipts.	0.00	0.00
<b>Total paid</b>	<b><u>3,503,147.91</u></b>	<b><u>4,850,612.79</u></b>



## CMF 2020-1 PLC

### Monthly Investor Report

June 2022

Swap Collateral Account Priority of Payments		
	This IPD	Last IPD
<b><u>Amounts and securities standing to the credit of each Swap Collateral Account</u></b>	<b>0.00</b>	<b>0.00</b>
(a) to pay an amount equal to any Swap Tax Credits received by the Issuer to the relevant Swap Provider;	0.00	0.00
(b) prior to the designation of an Early Termination Date (as defined in the Swap Agreement, the "Early Termination Date") in respect of the Swap Agreement, solely in or towards payment or discharge of any Return Amounts (as defined in the Swap Credit Support Annex), Interest Amounts and Distributions (as defined in the Swap Credit Support Annex), on any day, directly to the Swap Provider;	0.00	0.00
(c) following the designation of an Early Termination Date in respect of the Swap Agreement where (A) such Early Termination Date has been designated following a Swap Provider Default or Swap Provider Downgrade Event and (B) the Issuer enters into a Replacement Swap Agreement in respect of the Swap Agreement on or around the Early Termination Date of the Swap Agreement, on the later of the day on which such Replacement Swap Agreement is entered into, the day on which a termination payment (if any) payable to the Issuer has been received and the day on which a Replacement Swap Premium (if any) payable to the Issuer has been received, in the following order of priority:		
(i) first, in or towards payment of a Replacement Swap Premium (if any) payable by the Issuer to a replacement swap provider in order to enter into a Replacement Swap Agreement with the Issuer with respect to the Swap Agreement being terminated;	0.00	0.00
(ii) second, in or towards payment of any termination payment due to the outgoing Swap Provider; and	0.00	0.00
(iii) third, the surplus (if any) on such day to be transferred to the Deposit Account to be applied as Available Revenue Receipts;	0.00	0.00
(d) following the designation of an Early Termination Date in respect of the Swap Agreement where: (A) such Early Termination Date has been designated otherwise than as a result of one of the events specified at item (c)(A) above, and (B) the Issuer enters into a Replacement Swap Agreement in respect of the Swap Agreement on or around the Early Termination Date of the Swap Agreement, on the later of the day on which such Replacement Swap Agreement is entered into, the day on which a termination payment (if any) payable to the Issuer has been received and the day on which a Replacement Swap Premium (if any) payable to the Issuer has been received, in the following order of priority:		
(i) first, in or towards payment of any termination payment due to the outgoing Swap Provider;	0.00	0.00
(ii) second, in or towards payment of a Replacement Swap Premium (if any) payable by the Issuer to a replacement swap provider in order to enter into a Replacement Swap Agreement with the Issuer with respect to the Swap Agreement being terminated; and	0.00	0.00
(iii) third, any surplus on such day to be transferred to the Deposit Account to be applied as Available Revenue Receipts;	0.00	0.00
(e) following the designation of an Early Termination Date in respect of the Swap Agreement for any reason where the Issuer does not enter into a Replacement Swap Agreement in respect of the Swap Agreement on or around the Early Termination Date of the Swap Agreement and, on the date on which the relevant payment is due, in or towards payment of any termination payment due to the outgoing Swap Provider; and	0.00	0.00



## CMF 2020-1 PLC

### Monthly Investor Report

June 2022

#### Swap Collateral Account Priority of Payments

- (f) following payments of amounts due pursuant to item (e) above, if amounts remain standing to the credit of a Swap Collateral Account, such amounts may be applied only in accordance with the following provisions:

(i) first, in or towards payment of a Replacement Swap Premium (if any) payable by the Issuer to a replacement swap provider in order to enter into a Replacement Swap Agreement with the Issuer with respect to the Swap Agreement; and	0.00	0.00
(ii) second, any surplus remaining after payment of such Replacement Swap Premium to be transferred to the Deposit Account to be applied as Available Revenue Receipts, provided that for so long as the Issuer does not enter into a Replacement Swap Agreement with respect to the Swap Agreement, on each Swap Payment Date, the Issuer (or the Cash Manager on its behalf) will be permitted to withdraw an amount from the Swap Collateral Account (which shall be debited to the Swap Collateral Ledger), equal to the excess of the Swap Provider Swap Amount over the Issuer Swap Amount which would have been paid by the Swap Provider to the Issuer on such Swap Payment Date but for the designation of an Early Termination Date under the Swap Agreement, such surplus to be transferred to the Deposit Account to be applied as Available Revenue Receipts; and provided further that for so long as the Issuer does not enter into a Replacement Swap Agreement with respect to the Swap Agreement on or prior to the earlier of: (A) the Calculation Date immediately before the Interest Payment Date on which the Principal Amount Outstanding of all Collateralised Notes would be reduced to zero (taking into account any Swap Collateral Account Surplus to be applied as Available Revenue Receipts on such Interest Payment Date); or (B) the day on which an Enforcement Notice is given pursuant to Condition 11 (Events of Default); or (C) the date on which the Current Balance of the Fixed Rate Loans (excluding any Enforced Loans) is reduced to zero, then the amount standing to the credit of such Swap Collateral Account on such day shall be transferred to the Deposit Account to be applied as Available Revenue Receipts as soon as reasonably practicable thereafter.	0.00	0.00

<b>Total paid</b>	<b>0.00</b>	<b>0.00</b>
-------------------	-------------	-------------



## CMF 2020-1 PLC

### Monthly Investor Report

June 2022

Post-Enforcement Priority of Payments		
Available Funds	This IPD	Last IPD
	0.00	0.00
(a) first, in or towards satisfaction, pro rata and pari passu, according to the respective amounts thereof of:		
(i) any fees, costs, charges, Liabilities, expenses and all other amounts then due and payable to the Note Trustee, Receiver and any Appointee under the provisions of the Trust Deed and the other Transaction Documents, together with (if payable) VAT thereon as provided therein; and	0.00	0.00
(ii) any fees, costs, charges, Liabilities, expenses and all other amounts then due and payable to the Security Trustee, Receiver and any Appointee under the provisions of the Deed of Charge and the other Transaction Documents, together with (if payable) VAT thereon as provided therein;	0.00	0.00
(b) second, in or towards satisfaction, pro rata and pari passu, according to the respective amounts thereof of:		
(i) any remuneration then due and payable to the Agent Bank, the Registrar and the Paying Agent and any costs, charges, Liabilities and expenses then due and payable to them under the provisions of the Agency Agreement, together with (if payable) VAT thereon as provided therein;	0.00	0.00
(ii) any amounts then due and payable to the Cash Manager and any fees, costs, charges, Liabilities and expenses then due under the provisions of the Cash Management Agreement, together with VAT (if payable) thereon as provided therein;	0.00	0.00
(iii) any amounts then due and payable to the Servicer and any fees (including the Base Fee), costs, charges, Liabilities and expenses then due under the provisions of the Servicing Agreement, inclusive of VAT (if payable) thereon as provided therein;	0.00	0.00
(iv) any amounts then due and payable to the Back-Up Servicer Facilitator and any fees, costs, charges, Liabilities and expenses then due under the provisions of the Servicing Agreement, together with (if payable) VAT thereon as provided therein;	0.00	0.00
(v) any amounts then due and payable to the Corporate Services Provider and any fees, costs, charges, Liabilities and expenses then due and payable to the Corporate Services Provider under the provisions of the Corporate Services Agreement together with (if payable) VAT thereon as provided therein;	0.00	0.00
(vi) any amounts then due and payable to the Issuer Account Bank and any custodian and any fees, costs, charges, Liabilities and expenses then due and payable to the Issuer Account Bank under the provisions of the Bank Account Agreement and any Custody Agreement, together with (if payable) VAT thereon as provided therein;	0.00	0.00
(vii) any amounts then due and payable to the Collection Account Bank and any fees, costs, charges, Liabilities and expenses then due under the provisions of the Collection Account Agreement, together with (if applicable) VAT thereon as provided therein; and	0.00	0.00
(viii) if applicable, the fees, costs, liabilities and expenses of the securitisation repository or any other third party website provider;	0.00	0.00



## CMF 2020-1 PLC

### Monthly Investor Report

June 2022

Post-Enforcement Priority of Payments		
(c) third, to pay in or towards satisfaction of any amounts due to the Swap Provider in respect of the Swap Agreement (including any termination payment due and payable by the Issuer to the extent it is not satisfied by any payments by the Issuer to the Swap Provider under the Swap Collateral Account Priority of Payments but excluding, if applicable, any related Hedge Subordinated Amounts);	0.00	0.00
(d) fourth, to pay, pro rata and pari passu, according to the respective outstanding amounts thereof interest and principal due and payable on the Class A Notes until the Principal Amount Outstanding on the Class A Notes has been reduced to zero;		
Class A Interest	0.00	0.00
Class A Principal	0.00	0.00
(e) fifth, to pay, pro rata and pari passu, according to the respective outstanding amounts thereof, interest and principal due and payable on the Class B Notes until the Principal Amount Outstanding on the Class B Notes has been reduced to zero;		
Class B Interest	0.00	0.00
Class B Principal	0.00	0.00
(f) sixth, to pay, pro rata and pari passu, according to the respective outstanding amounts thereof, interest and principal due and payable on the Class C Notes until the Principal Amount Outstanding on the Class C Notes has been reduced to zero;		
Class C Interest	0.00	0.00
Class C Principal	0.00	0.00
(g) seventh, to pay, pro rata and pari passu, according to the respective outstanding amounts thereof, interest and principal due and payable on the Class D Notes until the Principal Amount Outstanding on the Class D Notes has been reduced to zero;		
Class D Interest	0.00	0.00
Class D Principal	0.00	0.00
(h) eighth, to pay, pro rata and pari passu, according to the respective outstanding amounts thereof, interest and principal due and payable on the Class E Notes until the Principal Amount Outstanding on the Class E Notes has been reduced to zero;		
Class E Interest	0.00	0.00
Class E Principal	0.00	0.00
(i) ninth, to pay in accordance with the terms of the Swap Agreement to the Swap Provider in respect of any Hedge Subordinated Amounts (to the extent not satisfied by payment to the Swap Provider by the Issuer of any applicable amount under the Swap Collateral Account Priority of Payments);	0.00	0.00
(j) tenth, to pay, pro rata and pari passu, according to the respective outstanding amounts thereof, interest and principal due and payable on the Class X Notes until the Principal Amount Outstanding on the Class X Notes has been reduced to zero;		
Class X Interest	0.00	0.00
Class X Principal	0.00	0.00
(k) eleventh, to pay, pro rata and pari passu, amounts due and payable to third parties (if any);	0.00	0.00



## CMF 2020-1 PLC

### Monthly Investor Report

June 2022

Post-Enforcement Priority of Payments		
(l) twelfth, to pay the Issuer Profit Amount and any corporation tax of the Issuer not otherwise able to be paid from amounts standing to the credit of the Issuer Profit Ledger; and	0.00	0.00
(m) thirteenth, on any Interest Payment Date prior to (but excluding) the Optional Redemption Date to pay any excess amounts, pro rata and pari passu as RC1 Payments to the holders of the RC1 Residual Certificates and thereafter to pay any excess amounts, pro rata and pari passu, on such Interest Payment Date, as RC2 Payments to the holders of the RC2 Residual Certificates.		
RC1 Payments	0.00	0.00
RC2 Payments	0.00	0.00
<b>Total paid</b>	<b>0.00</b>	<b>0.00</b>



**CMF 2020-1 PLC**  
Monthly Investor Report

June 2022

**Portfolio Analysis**

Current Balance	Current Balance	Current Balance (%)	Number of Accounts	Number of Accounts (%)
0 <=x< 75,000	8,467,035.84	5.08%	157	14.52%
75,000 <=x< 100,000	12,316,756.12	7.39%	140	12.95%
100,000 <=x< 125,000	18,539,222.01	11.13%	165	15.26%
125,000 <=x< 150,000	21,549,474.87	12.93%	156	14.43%
150,000 <=x< 175,000	17,017,809.99	10.21%	105	9.71%
175,000 <=x< 200,000	16,279,406.47	9.77%	87	8.05%
200,000 <=x< 225,000	20,557,694.59	12.34%	97	8.97%
225,000 <=x< 250,000	11,104,467.70	6.66%	47	4.35%
250,000 <=x< 275,000	11,518,057.63	6.91%	44	4.07%
275,000 <=x< 300,000	6,543,338.69	3.93%	23	2.13%
300,000 <=x< 325,000	5,341,851.28	3.21%	17	1.57%
325,000 <=x< 350,000	3,356,707.68	2.01%	10	0.93%
350,000 <=x< 375,000	3,994,439.39	2.40%	11	1.02%
375,000 <=x	10,028,470.55	6.02%	22	2.04%
<b>Total</b>	<b>166,614,732.81</b>	<b>100.00%</b>	<b>1,081</b>	<b>100.00%</b>

Original Balance	Current Balance	Current Balance (%)	Number of Accounts	Number of Accounts (%)
0 <=x< 75,000	5,307,793.03	3.19%	109	10.08%
75,000 <=x< 100,000	11,105,019.76	6.67%	138	12.77%
100,000 <=x< 125,000	16,002,615.07	9.60%	153	14.15%
125,000 <=x< 150,000	17,636,651.06	10.59%	140	12.95%
150,000 <=x< 175,000	19,938,765.67	11.97%	134	12.40%
175,000 <=x< 200,000	16,805,358.27	10.09%	96	8.88%
200,000 <=x< 225,000	17,633,301.80	10.58%	88	8.14%
225,000 <=x< 250,000	15,001,710.63	9.00%	68	6.29%
250,000 <=x< 275,000	10,890,096.31	6.54%	44	4.07%
275,000 <=x< 300,000	9,624,031.32	5.78%	37	3.42%
300,000 <=x< 325,000	4,058,022.50	2.44%	14	1.30%
325,000 <=x< 350,000	5,156,764.88	3.10%	16	1.48%
350,000 <=x< 375,000	2,861,951.04	1.72%	9	0.83%
375,000 <=x	14,592,651.47	8.76%	35	3.24%
<b>Total</b>	<b>166,614,732.81</b>	<b>100.00%</b>	<b>1,081</b>	<b>100.00%</b>





## CMF 2020-1 PLC

### Monthly Investor Report

June 2022

#### Portfolio Analysis

Original LTV	Current Balance	Current Balance (%)	Number of Accounts	Number of Accounts (%)
0 <=x< 70%	49,290,503.88	29.58%	352	32.56%
70% <=x< 75%	20,773,738.50	12.47%	120	11.10%
75% <=x< 80%	54,338,310.43	32.61%	316	29.23%
80% <=x< 85%	15,603,979.12	9.37%	93	8.60%
85% <=x< 90%	26,608,200.88	15.97%	200	18.50%
90% <=x< 95%	0.00	0.00%	0	0.00%
95% <=x< 105%	0.00	0.00%	0	0.00%
<b>Total</b>	<b>166,614,732.81</b>	<b>100.00%</b>	<b>1,081</b>	<b>100.00%</b>

Current LTV	Current Balance	Current Balance (%)	Number of Accounts	Number of Accounts (%)
0 <=x< 70%	73,883,095.04	44.34%	506	46.81%
70% <=x< 75%	52,850,813.47	31.72%	302	27.94%
75% <=x< 80%	18,597,058.18	11.16%	120	11.10%
80% <=x< 85%	20,047,584.29	12.03%	144	13.32%
85% <=x< 90%	1,236,181.83	0.74%	9	0.83%
90% <=x< 95%	0.00	0.00%	0	0.00%
95% <=x< 100%	0.00	0.00%	0	0.00%
100% <=x< 105%	0.00	0.00%	0	0.00%
105% <=x	0.00	0.00%	0	0.00%
<b>Total</b>	<b>166,614,732.81</b>	<b>100.00%</b>	<b>1,081</b>	<b>100.00%</b>

Origination Year	Current Balance	Current Balance (%)	Number of Accounts	Number of Accounts (%)
<=2013	820,433.94	0.49%	8	0.74%
2014	1,649,196.54	0.99%	15	1.39%
2015	0.00	0.00%	0	0.00%
2016	28,290.03	0.02%	1	0.09%
2017	92,459.46	0.06%	1	0.09%
2018	66,473,676.45	39.90%	439	40.61%
2019	97,550,676.39	58.55%	617	57.08%
<b>Total</b>	<b>166,614,732.81</b>	<b>100.00%</b>	<b>1,081</b>	<b>100.00%</b>



## CMF 2020-1 PLC

### Monthly Investor Report

June 2022

#### Portfolio Analysis

Original Term (years)	Current Balance	Current Balance (%)	Number of Accounts	Number of Accounts (%)
0 <=x< 15	13,139,902.96	7.89%	114	10.55%
15 <=x< 17	7,365,254.37	4.42%	58	5.37%
17 <=x< 19	8,621,489.31	5.17%	58	5.37%
19 <=x< 21	9,195,084.72	5.52%	66	6.11%
21 <=x< 23	10,865,021.70	6.52%	59	5.46%
23 <=x< 25	9,623,922.16	5.78%	56	5.18%
25 <=x< 27	18,444,429.63	11.07%	126	11.66%
27 <=x< 29	6,867,103.08	4.12%	44	4.07%
29 <=x	82,492,524.88	49.51%	500	46.25%
<b>Total</b>	<b>166,614,732.81</b>	<b>100.00%</b>	<b>1,081</b>	<b>100.00%</b>

Remaining Term (years)	Current Balance	Current Balance (%)	Number of Accounts	Number of Accounts (%)
0 <=x< 5	1,191,814.82	0.72%	14	1.30%
5 <=x< 8	5,585,630.89	3.35%	52	4.81%
8 <=x< 11	5,730,045.82	3.44%	45	4.16%
11 <=x< 14	11,570,480.62	6.94%	88	8.14%
14 <=x< 17	14,035,015.48	8.42%	94	8.70%
17 <=x< 20	14,338,935.15	8.61%	82	7.59%
20 <=x< 23	24,390,343.13	14.64%	162	14.99%
23 <=x< 26	11,785,565.84	7.07%	76	7.03%
26 <=x	77,986,901.06	46.81%	468	43.29%
<b>Total</b>	<b>166,614,732.81</b>	<b>100.00%</b>	<b>1,081</b>	<b>100.00%</b>

Repayment Type	Current Balance	Current Balance (%)	Number of Accounts	Number of Accounts (%)
Repayment	155,125,444.00	93.10%	1,027	95.00%
Interest Only	8,954,978.96	5.37%	46	4.26%
Part & Part	2,534,309.85	1.52%	8	0.74%
<b>Total</b>	<b>166,614,732.81</b>	<b>100.00%</b>	<b>1,081</b>	<b>100.00%</b>



## CMF 2020-1 PLC

### Monthly Investor Report

June 2022

#### Portfolio Analysis

Current Interest	Current Balance	Current Balance (%)	Number of Accounts	Number of Accounts (%)
0.00% <=x< 2.50%	0.00	0.00%	0	0.00%
2.50% <=x< 3.00%	0.00	0.00%	0	0.00%
3.00% <=x< 3.25%	2,044,515.48	1.23%	12	1.11%
3.25% <=x< 3.50%	1,369,337.91	0.82%	7	0.65%
3.50% <=x< 3.75%	10,620,144.57	6.37%	54	5.00%
3.75% <=x< 4.00%	38,013,544.76	22.82%	228	21.09%
4.00% <=x< 4.25%	23,712,942.18	14.23%	148	13.69%
4.25% <=x< 4.50%	9,056,017.18	5.44%	73	6.75%
4.50% <=x< 4.75%	12,011,798.63	7.21%	84	7.77%
4.75% <=x< 5.00%	3,591,313.96	2.16%	24	2.22%
5.00% <=x	66,195,118.14	39.73%	451	41.72%
<b>Total</b>	<b>166,614,732.81</b>	<b>100.00%</b>	<b>1,081</b>	<b>100.00%</b>

Current Margin Over Rel	Current Balance	Current Balance (%)	Number of Accounts	Number of Accounts (%)
0.00% <=x< 2.50%	0.00	0.00%	0	0.00%
2.50% <=x< 3.00%	0.00	0.00%	0	0.00%
3.00% <=x< 3.25%	2,044,515.48	1.23%	12	1.11%
3.25% <=x< 3.50%	1,369,337.91	0.82%	7	0.65%
3.50% <=x< 3.75%	10,620,144.57	6.37%	54	5.00%
3.75% <=x< 4.00%	38,319,502.60	23.00%	230	21.28%
4.00% <=x< 4.25%	23,712,942.18	14.23%	148	13.69%
4.25% <=x< 4.50%	9,056,017.18	5.44%	73	6.75%
4.50% <=x< 4.75%	68,254,229.93	40.97%	455	42.09%
4.75% <=x< 5.00%	9,585,106.01	5.75%	66	6.11%
5.00% <=x	3,652,936.95	2.19%	36	3.33%
<b>Total</b>	<b>166,614,732.81</b>	<b>100.00%</b>	<b>1,081</b>	<b>100.00%</b>

Interest Rate Index	Current Balance	Current Balance (%)	Number of Accounts	Number of Accounts (%)
BBR	23,230,561.11	13.94%	141	13.04%
SONIA	143,384,171.70	86.06%	940	86.96%
<b>Total</b>	<b>166,614,732.81</b>	<b>100.00%</b>	<b>1,081</b>	<b>100.00%</b>



**CMF 2020-1 PLC**  
Monthly Investor Report

June 2022

**Portfolio Analysis**

Loan Purpose	Current Balance	Current Balance (%)	Number of Accounts	Number of Accounts (%)
Purchase	126,089,360.05	75.68%	793	73.36%
Re-Mortgage	40,525,372.76	24.32%	288	26.64%
<b>Total</b>	<b>166,614,732.81</b>	<b>100.00%</b>	<b>1,081</b>	<b>100.00%</b>

Buy-To-Let	Current Balance	Current Balance (%)	Number of Accounts	Number of Accounts (%)
Yes	0.00	0.00%	0	0.00%
No	166,614,732.81	100.00%	1,081	100.00%
<b>Total</b>	<b>166,614,732.81</b>	<b>100.00%</b>	<b>1,081</b>	<b>100.00%</b>

Arrears Multiple	Current Balance	Current Balance (%)	Number of Accounts	Number of Accounts (%)
x <=0	161,492,290.23	96.93%	1,043	96.48%
0 <x< 1	2,128,953.80	1.28%	17	1.57%
1 <=x< 2	1,073,659.09	0.64%	8	0.74%
2 <=x<3	496,959.87	0.30%	4	0.37%
3 <=x	1,422,869.82	0.85%	9	0.83%
<b>Total</b>	<b>166,614,732.81</b>	<b>100.00%</b>	<b>1,081</b>	<b>100.00%</b>

Self-Certified Product	Current Balance	Current Balance (%)	Number of Accounts	Number of Accounts (%)
Yes	0.00	0.00%	0	0.00%
No	166,614,732.81	100.00%	1,081	100.00%
No Data	0.00	0.00%	0	0.00%
<b>Total</b>	<b>166,614,732.81</b>	<b>100.00%</b>	<b>1,081</b>	<b>100.00%</b>

Valuation Type	Current Balance	Current Balance (%)	Number of Accounts	Number of Accounts (%)
Full, Internal and External	166,614,732.81	100.00%	1,081	100.00%
Other	0.00	0.00%	0	0.00%
<b>Total</b>	<b>166,614,732.81</b>	<b>100.00%</b>	<b>1,081</b>	<b>100.00%</b>



## CMF 2020-1 PLC

### Monthly Investor Report

June 2022

#### Portfolio Analysis

Region	Current Balance	Current Balance (%)	Number of Accounts	Number of Accounts (%)
East	23,187,769.56	13.92%	121	11.19%
East Midlands	16,091,088.78	9.66%	103	9.53%
London	16,018,796.51	9.61%	64	5.92%
North East	5,661,017.30	3.40%	58	5.37%
North West	20,051,679.60	12.03%	159	14.71%
Scotland	4,795,190.92	2.88%	39	3.61%
South East	32,188,388.47	19.32%	171	15.82%
South West	14,209,896.95	8.53%	86	7.96%
Wales	8,453,679.61	5.07%	72	6.66%
West Midlands	13,160,522.82	7.90%	95	8.79%
Yorkshire and the Humber	12,796,702.29	7.68%	113	10.45%
<b>Total</b>	<b>166,614,732.81</b>	<b>100.00%</b>	<b>1,081</b>	<b>100.00%</b>

Year Built	Current Balance	Current Balance (%)	Number of Accounts	Number of Accounts (%)
x < 1900	8,128,585.33	4.88%	54	5.00%
1900 <= x < 1920	11,496,998.92	6.90%	97	8.97%
1920 <= x < 1940	21,505,364.36	12.91%	136	12.58%
1940 <= x < 1960	16,017,759.29	9.61%	119	11.01%
1960 <= x < 1980	21,978,668.91	13.19%	154	14.25%
1980 <= x < 2000	12,638,689.63	7.59%	91	8.42%
2000 <= x < 2002	1,665,476.20	1.00%	12	1.11%
2002 <= x < 2004	1,086,838.81	0.65%	7	0.65%
2004 <= x < 2006	2,127,123.40	1.28%	17	1.57%
2006 <= x <= 2013	69,969,227.96	41.99%	394	36.45%
<b>Total</b>	<b>166,614,732.81</b>	<b>100.00%</b>	<b>1,081</b>	<b>100.00%</b>

Seasoning (years)	Current Balance	Current Balance (%)	Number of Accounts	Number of Accounts (%)
0 <= x < 5	164,116,812.30	98.50%	1,057	97.78%
5 <= x < 6	0.00	0.00%	0	0.00%
6 <= x < 7	28,290.03	0.02%	1	0.09%
7 <= x	2,469,630.48	1.48%	23	2.13%
<b>Total</b>	<b>166,614,732.81</b>	<b>100.00%</b>	<b>1,081</b>	<b>100.00%</b>



## CMF 2020-1 PLC

### Monthly Investor Report

June 2022

#### Portfolio Analysis

Employment Type	Current Balance	Current Balance (%)	Number of Accounts	Number of Accounts (%)
Self Employed	64,156,772.71	38.51%	363	33.58%
Employed	102,457,960.10	61.49%	718	66.42%
Other	0.00	0.00%	0	0.00%
<b>Total</b>	<b>166,614,732.81</b>	<b>100.00%</b>	<b>1,081</b>	<b>100.00%</b>

First-time Buyer	Current Balance	Current Balance (%)	Number of Accounts	Number of Accounts (%)
Yes	72,487,521.92	43.51%	481	44.50%
No	94,127,210.89	56.49%	600	55.50%
<b>Total</b>	<b>166,614,732.81</b>	<b>100.00%</b>	<b>1,081</b>	<b>100.00%</b>

Date	31/05/2022
Current Balance	166,614,732.81
Number of Accounts	1,081
Average Loan Balance	154,130.19
Maximum Loan Balance	703,316.49
Weighted Average Interest Rate	4.73%
Weighted Average Mortgage Margin	4.34%
Weighted Average Seasoning (yrs)	3.29
Weighted Average Remaining Maturity (yrs)	23.21
Buy To Let	0.00
Interest Only	8,954,978.96
Weighted Average Original LTV	71.15%
Weighted Average Current LTV	66.23%



#### DISCLAIMER

*U.S. Bank Global Corporate Trust is a trading name of U.S. Bank Global Corporate Trust Limited and Elavon Financial Services DAC (each a U.S. Bancorp group company). U.S. Bank Global Corporate Trust Limited is a limited company registered in England and Wales having the registration number 05521133 and a registered address of 125 Old Broad Street, Fifth Floor, London, EC2N 1AR. U.S. Bank Global Corporate Trust Limited, Dublin Branch is registered in Ireland with the Companies Registration Office under Reg. No. 909340 with its registered office at Building 8, Cherrywood Business Park, Loughlinstown, Dublin 18, Ireland D18 W319. Elavon Financial Services DAC (a U.S. Bancorp Company), trading as U.S. Bank Global Corporate Trust, is regulated by the Central Bank of Ireland. Registered in Ireland with the Companies Registration Office, Reg. No. 418442. The liability of the member is limited. Registered Office: Building 8, Cherrywood Business Park, Loughlinstown, Dublin 18, Ireland D18 W319. Directors: A list of names and personal details of every director of the company is available for inspection to the public at the company's registered office for a nominal fee.*

*In the UK, Elavon Financial Services DAC trades as U.S. Bank Global Corporate Trust through its UK Branch from its establishment at 125 Old Broad Street, Fifth Floor, London, EC2N 1AR (registered with the Registrar of Companies for England and Wales under Registration No. BR020005). Authorised and regulated by the Central Bank of Ireland. Authorised by the Prudential Regulation Authority and with deemed variation of permission. Subject to regulation by the Financial Conduct Authority and limited regulation by the Prudential Regulation Authority. Details of the Temporary Permissions Regime, which allows EEA-based firms to operate in the UK for a limited period while seeking full authorisation, are available on the Financial Conduct Authority's website. All banking services are provided through Elavon Financial Services DAC. U.S. Bank Global Corporate Trust Limited is a Trust Corporation and not banking institutions and is not authorised to carry on banking business in the United Kingdom, Ireland or any other jurisdiction.*